embarba lifts

Technical Catalogue

8th edition · November 2019

UNE-EN 81-20 Y 81-50

A. EMBARBA, S.A.
MONTACARGAS

Contents

LIFTS	**6-55**
Ecomagnet	**8-13**
iCompact	**14-23**
AE-H	**24-29**
AE-F	**30-35**
Machine room-less	**36-41**
Hydraulic	**42-51**
Car lift	**52-55**
GOODS LIFTS	**56-69**
Small goods lifts MH	**58-63**
Goods lift PRH	**64-69**
ACCESSIBILITY	**70-87**
EVP	**72-81**
Stair lift	**82-87**
MECHANICAL STAIRS	**88-93**
MOVING WALKWAY	**94-97**

LIFTS

Ecomagnet

Lifts

This model has a reduced energy consumption, which has a reduction in the electricity bill and a better preservation of the environment. In addition, this model increases the comfort on the movement and space of the car for its occupants. It is also possible to add an energy regenerator very similar to that used in high-speed trains, with which excess energy is recovered.

With the stand by system, the automatic shutdown of the lift is carried out when it is not in use, when the lift is required to operate, it will continue to run accordingly.

This lift is designed for communities, work centres, public buildings and homes.

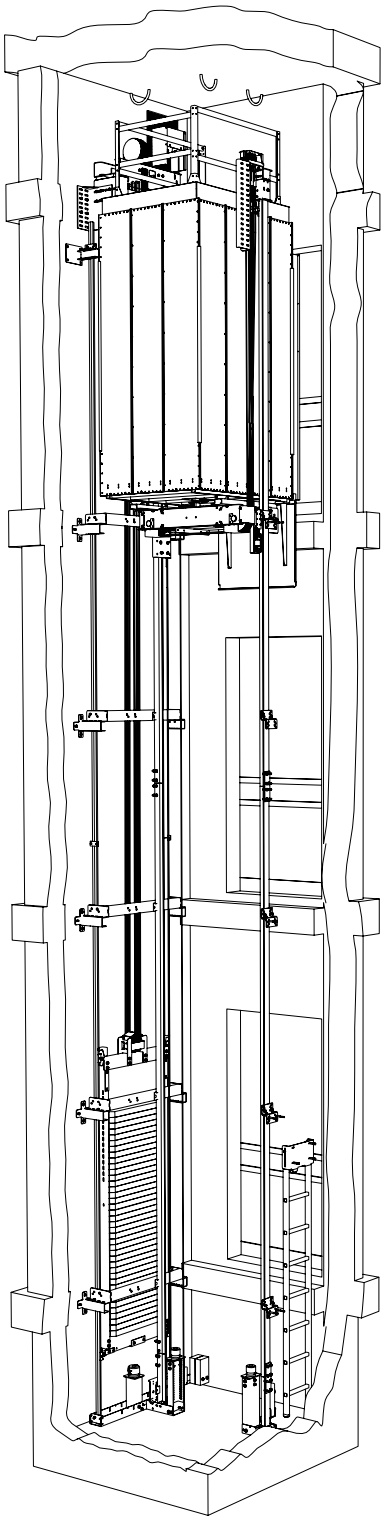

225 - 675 kg

At 180º and 0º

3 - 9 persons

Electric

Maximum travel 45 m

Speed 1 m/s

Eco_1

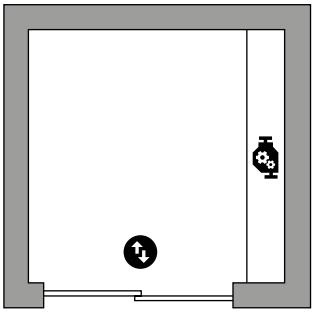

Eco_2

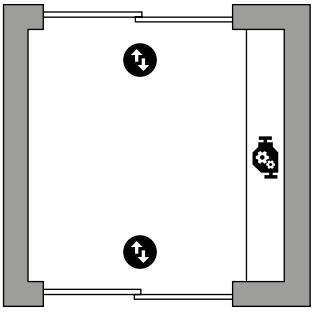

Basic configuration

- Car doors in epoxy.
- Car door in stainless steel.
- Skinplate car. Z1 Car
- Selective simplex on descent.
- Manual rescue control.
- Stainless steel car keypad with round buttons and with BRAILLE.
- Landing keypad in the steel door frame stainless with oval or round button and with BRAILLE.
- Digital position, directional arrows and load weighing in the car.
- Intercom.
- Acoustic indicator of doors opening.
- Voice synthesizer.
- Optical curtain. (Safety edge)
- No glass wall options.

ECO_1

Layouts and drawing

Plan view

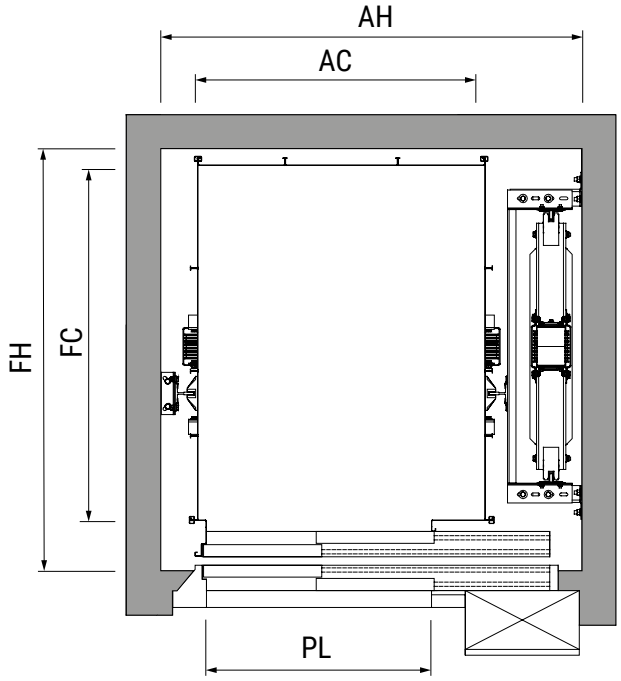

Height

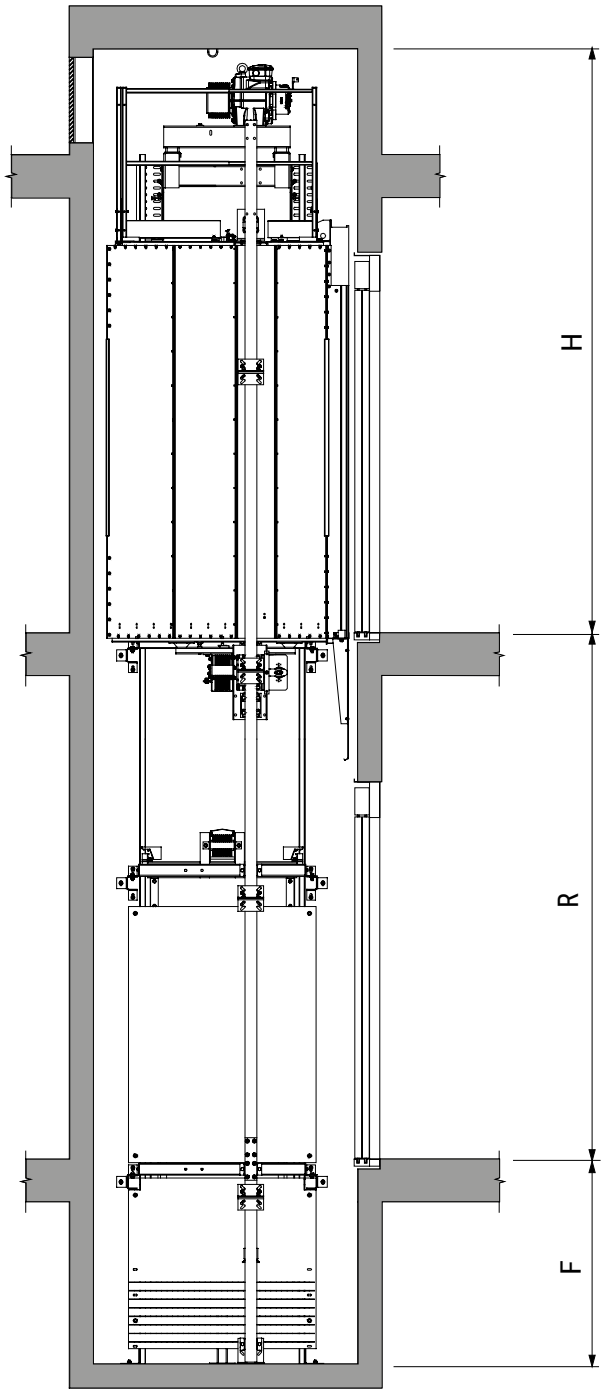

PL	Door opening
AC	Car width
FC	Car depth
AH	Pit width
FH	Pit depth
R	Travel
H	Headroom
F	Pit

REFERENCE	Characteristics				Doors			Car			Pit			
	Q Kg	**P**	**V** m/s	**PT** kW	**T**	**PL** mm	**AP** mm	**AC** mm	**FC** mm	**A** mm	**AH** mm	**FH** mm	**F** mm	**H** mm
ECO31	225	3	1	2,03	2T	700	2000	800	900	2220	1300	1150	1470	3600
	225	3	1	2,03	SB	700	2000	800	900	2220	1300	1110	1030	3600
ECO41	320	4	1	2,72	2T	700	2000	900	1000	2220	1400	1250	1030	3600
	320	4	1	2,72	SB	700	2000	900	1000	2220	1400	1200	1030	3600
ECO51	375	5	1	3,2	2T	700	2000	1000	1100	2220	1500	1350	1005	3600
ECO61	450	6	1	3,66	2T	800	2000	1000	1250	2220	1500	1500	1005	3600
ECO71	525	7	1	4,25	2T	800	2000	1100	1250	2220	1600	1500	1005	3600
ECO81	630	8	1	5	2T	900	2000	1100	1400	2220	1600	1650	1005	3600
ECO91	675	9	1	5,44	2T	900	2000	1200	1400	2220	1700	1650	1005	3600
	675	9	1	5,44	2C	800	2000	1200	1400	2220	1750	1610	1005	3600

PT Power
Q Loading capacity
P Max. nº of people
V Speed

PL Doors opening
AP Height of doors
2C 2 Panel side openings
2T 2 P. central openings
SB Semi-automatic + bus
T Type of door

AC Car width
FC Car depth
A Height

AH Pit width
FH Pit depth
F Pit
H Headroom

-Dimensions for standard cars and skinplate decoration with porcelain floor.
-If the dimensions of your lift and car do not correspond to that of the standard measurements consult our sales team.
-1 entrance car.

ECO_2

Layouts and drawing

Plan view

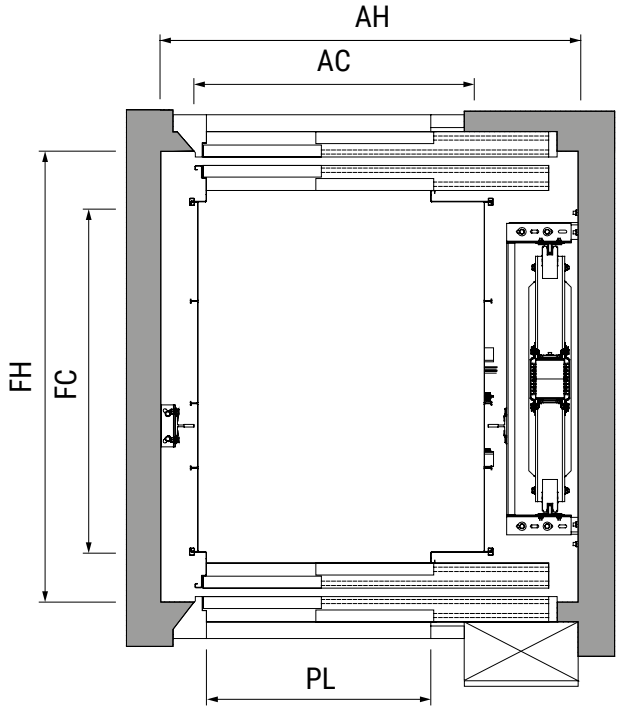

Height

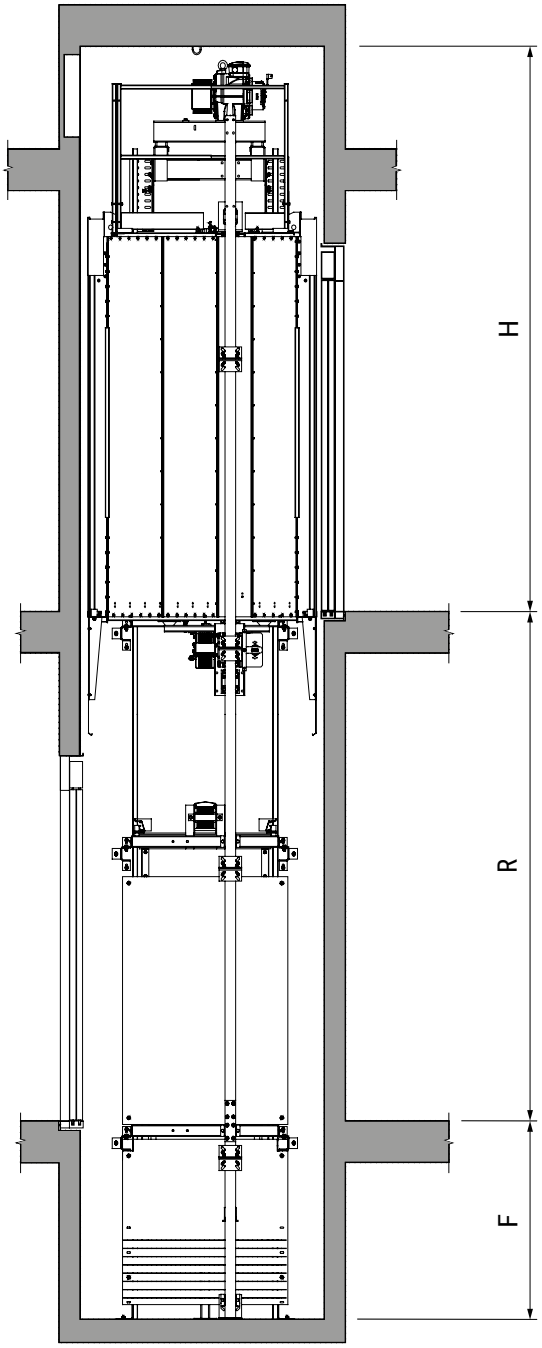

PL	Door opening
AC	Car width
FC	Car depth
AH	Pit width
FH	Pit depth
R	Travel
H	Headroom
F	Pit

REFERENCE	Characteristics				Doors			Car			Pit			
	Q Kg	**P**	**V** m/s	**PT** kW	**T**	**PL** mm	**AP** mm	**AC** mm	**FC** mm	**A** mm	**AH** mm	**FH** mm	**F** mm	**H** mm
ECO32	225	3	1	2,03	2T	700	2000	800	900	2220	1300	1260	1030	3600
	225	3	1	2,03	SB	700	2000	800	900	2220	1300	1180	1030	3600
ECO42	320	4	1	2,73	2T	700	2000	900	1000	2220	1400	1360	1030	3600
	320	4	1	2,73	SB	700	2000	900	1000	2220	1400	1280	1030	3600
ECO52	375	5	1	3,2	2T	700	2000	1000	1100	2220	1500	1460	1005	3600
ECO62	450	6	1	3,78	2T	800	2000	1000	1250	2220	1500	1610	1005	3600
ECO72	525	7	1	4,37	2T	800	2000	1100	1250	2220	1600	1610	1005	3600
ECO82	630	8	1	5	2T	900	2000	1100	1400	2220	1600	1760	1005	3600
ECO92	675	9	1	6,41	2T	900	2000	1200	1400	2220	1700	1760	1005	3600
	675	9	1	6,41	2C	800	2000	1200	1400	2220	1750	1690	1005	3600

PT Power
Q Loading capacity
P Max. nº of people
V Speed

PL Doors opening
AP Height of doors
2C 2 Panel side openings
2T 2 P. central openings
SB Semi-automatic + bus
T Type of door

AC Car width
FC Car depth
A Height

AH Pit width
FH Pit depth
F Pit
H Headroom

-Dimensions for standard cars and skinplate decoration with porcelain floor.
-If the dimensions of your lift and car do not correspond to that of the standard measurements consult our sales team.
-2 entrance car.

iCompact

Lifts

This model has the same technology as the Ecomagnet range but is designed to optimize the lift shaft to offer more space in the car. It is designed to be installed in apartment buildings or neighbouring communities.

Like the Ecomagnet models, they do not need a machine room to work.

This lift is designed for communities, work centres, public buildings and homes.

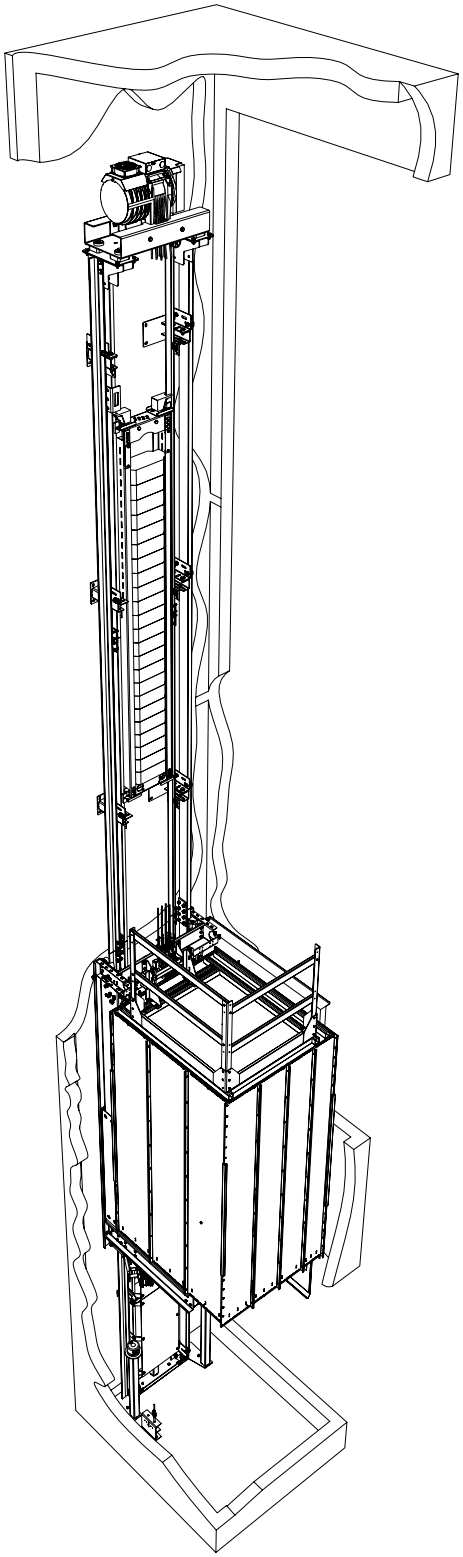

225 - 675 kg

At 180º, 90º and 0º

3 - 9 persons

Electric

Maximum travel 45 m

Speed 1 m/s

iC_1L



iC_1F

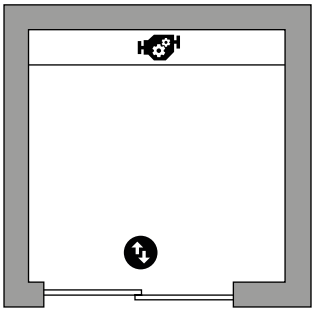

iC_2-180

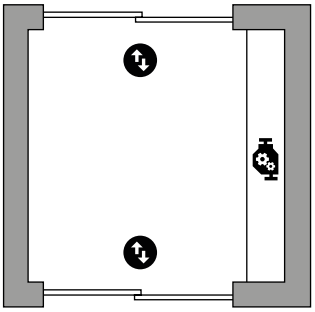

iC_2-90

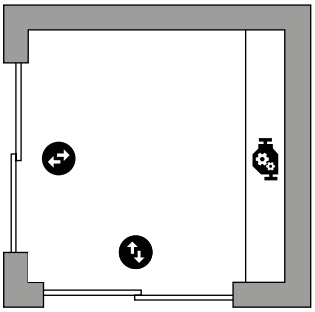

Basic configuration

- Car doors in epoxy.
- Car door in stainless steel.
- Skinplate car. Z1 car
- Selective simplex on descent.
- Manual rescue control.
- Stainless steel car keypad with round buttons and with BRAILLE.
- Landing keypad in the steel door frame stainless with oval or round button and with BRAILLE.
- Digital position, directional arrows and load weighing in the car.
- Intercom.
- Acoustic indicator of doors opening.
- Voice synthesizer.
- Optical curtain. (Safety edge)

iC_1L

Layouts and drawing

Plan view

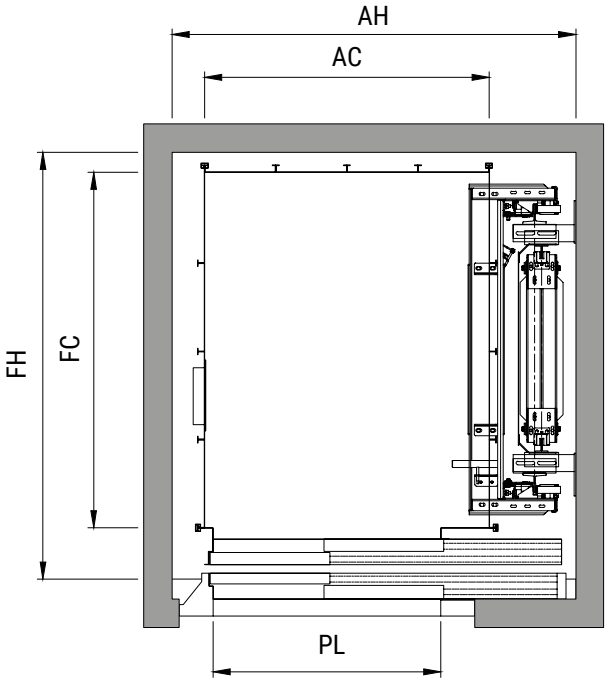

Height

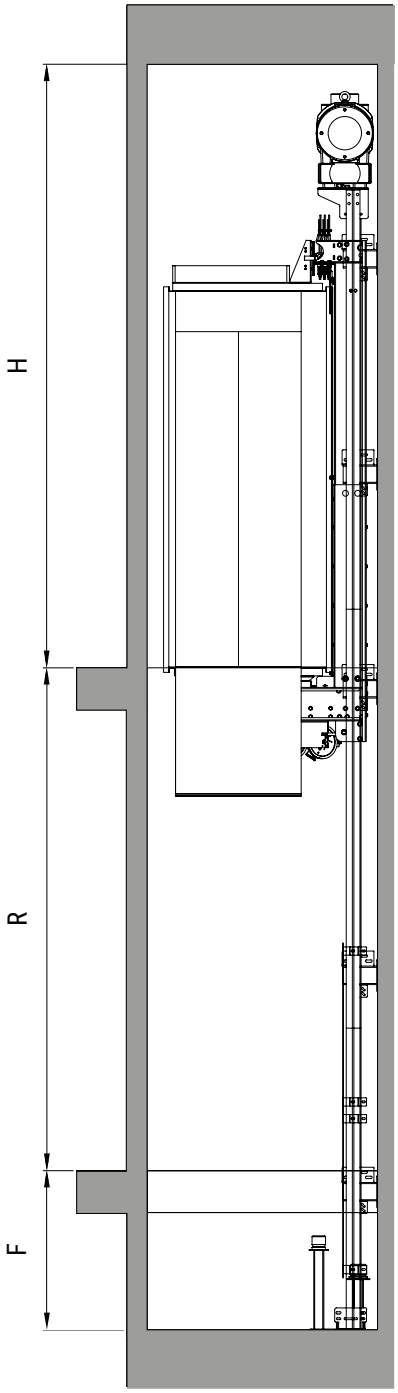

PL	Door opening
AC	Car width
FC	Car depth
AH	Pit width
FH	Pit depth
R	Travel
H	Headroom
F	Pit

REFERENCE	Characteristics				Doors			Car			Pit			
	Q Kg	**P**	**V** m/s	**PT** kW	**T**	**PL** mm	**AP** mm	**AC** mm	**FC** mm	**A** mm	**AH** mm	**FH** mm	**F** mm	**H** mm
iC31L	225	3	1	1,62	2T	650	2000	800	900	2220	1230	1150	1450	3600
	225	3	1	1,62	SB	700	2000	800	900	2220	1240	1100	1450	3600
iC41L	320	4	1	2,22	2T	700	2000	900	1000	2220	1330	1260	1180	3600
	320	4	1	2,22	SB	700	2000	900	1000	2220	1330	1210	1180	3600
iC51L	375	5	1	2,59	2T	700	2000	1000	1100	2220	1430	1350	1005	3600
iC61L	450	6	1	3,07	2T	800	2000	1000	1250	2220	1430	1500	1005	3600
iC71L	525	7	1	3,45	2T	800	2000	1100	1250	2220	1570	1500	1005	3600
iC81L	630	8	1	4,11	2T	900	2000	1100	1400	2220	1570	1650	1005	3600
iC91L	675	9	1	4,37	2T	900	2000	1200	1400	2220	1670	1650	1005	3600

PT Power
Q Loading capacity
P Max. nº of people
V Speed

PL Doors opening
AP Height of doors
2C 2 Panel side openings
2T 2 P. central openings
SB Semi-automatic + bus
T Type of door

AC Car width
FC Car depth
A Height

AH Pit width
FH Pit depth
F Pit
H Headroom

- Dimensions for standard cars and skinplate decoration with porcelain floor.
- If the dimensions of your lift and car do not correspond to that of the standard measurements consult our sales team.
- 1 entrance car.

iC_1F

Layouts and drawing

Plan view

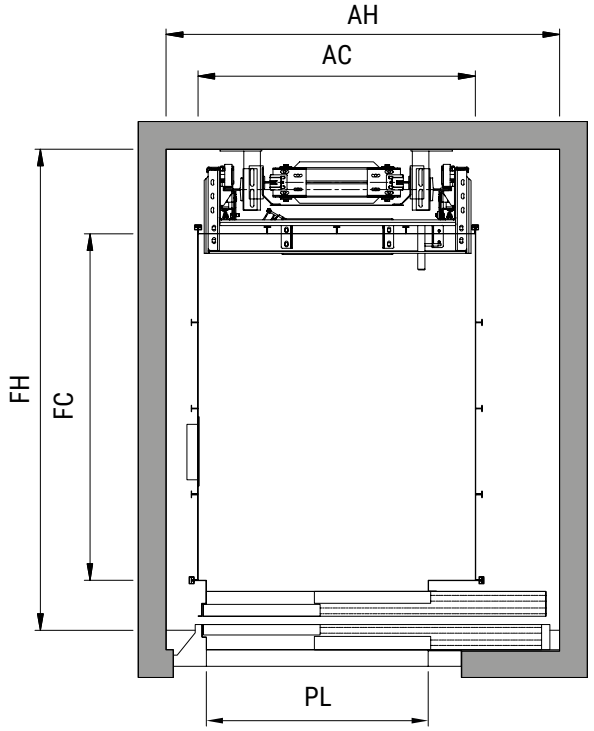

Height

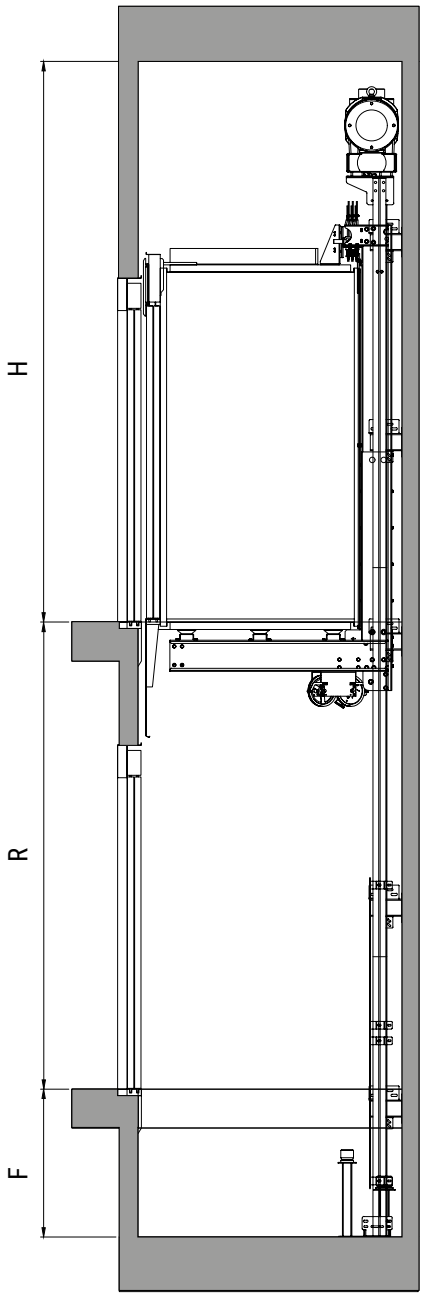

PL	Door opening
AC	Car width
FC	Car depth
AH	Pit width
FH	Pit depth
R	Travel
H	Headroom
F	Pit

REFERENCE	Characteristics				Doors			Car			Pit			
	Q Kg	**P**	**V** m/s	**PT** kW	**T**	**PL** mm	**AP** mm	**AC** mm	**FC** mm	**A** mm	**AH** mm	**FH** mm	**F** mm	**H** mm
iC31F	225	3	1	1,62	SB	700	2000	800	900	2220	1040	1340	1450	3600
iC41F	320	4	1	2,22	2T	700	2000	900	1000	2220	1230	1480	1005	3600
	320	4	1	2,22	SB	700	2000	900	1000	2220	1040	1440	1450	3600
iC51F	375	5	1	2,59	2T	700	2000	1000	1100	2220	1230	1570	1005	3600
iC61F	450	6	1	3,07	2T	800	2000	1000	1250	2220	1380	1760	1005	3600

PT Power
Q Loading capacity
P Max. nº of people
V Speed

PL Doors opening
AP Height of doors
2C 2 Panel side openings
2T 2 P. central openings
SB Semi-automatic + bus
T Type of door

AC Car width
FC Car depth
A Height

AH Pit width
FH Pit depth
F Pit
H Headroom

-Dimensions for standard cars and skinplate decoration with porcelain floor.
-If the dimensions of your lift and car do not correspond to that of the standard measurements consult our sales team.
-1 entrance car.

iC_2-180

Layouts and drawing

Plan view

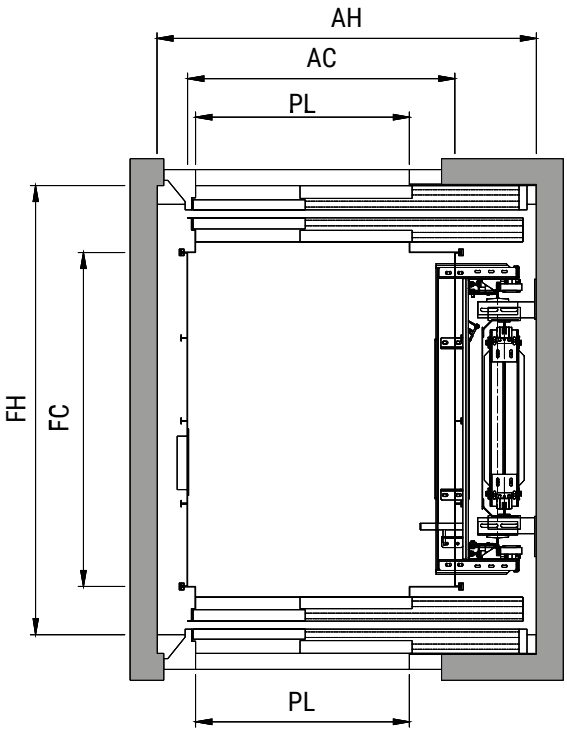

Height

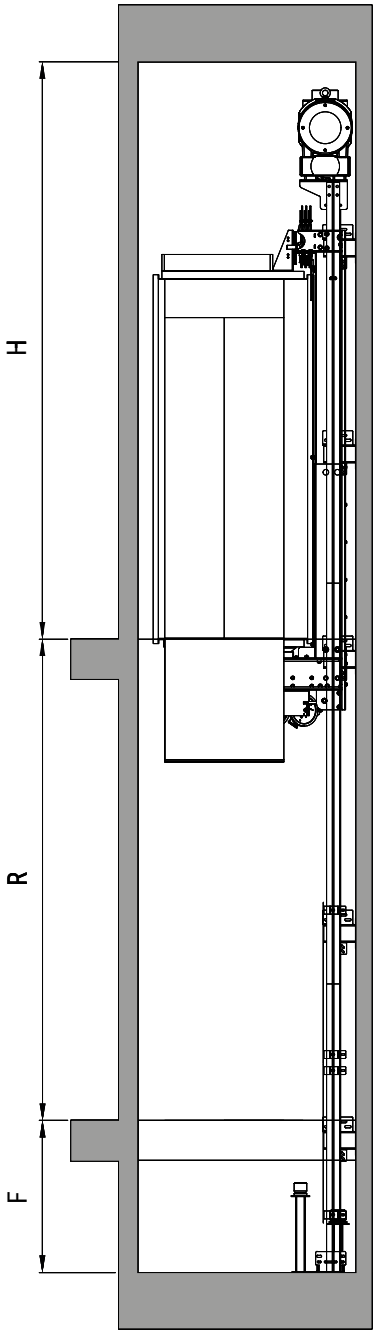

PL	Door opening
AC	Car width
FC	Car depth
AH	Pit width
FH	Pit depth
R	Travel
H	Headroom
F	Pit

REFERENCE	Characteristics				Doors			Car			Pit			
	Q Kg	**P**	**V** m/s	**PT** kW	**T**	**PL** mm	**AP** mm	**AC** mm	**FC** mm	**A** mm	**AH** mm	**FH** mm	**F** mm	**H** mm
iC32-180	225	3	1	1,62	2T	700	2000	800	900	2220	1270	1260	1450	3600
	225	3	1	**1,62**	SB	**700**	**2000**	800	900	2220	1240	**1180**	**1450**	**3600**
iC42-180	320	4	1	2,22	2T	700	2000	900	1000	2220	1330	1360	1180	3600
	320	4	1	**2,22**	SB	**700**	**2000**	900	1000	2220	1330	**1290**	**1180**	**3600**
iC52-180	375	5	1	2,59	2T	700	2000	1000	1100	2220	1430	1460	1005	3600
iC62-180	450	6	1	3,07	2T	800	2000	1000	1250	2220	1430	1610	1005	3600
iC72-180	525	7	1	3,45	2T	800	2000	1100	1250	2220	1570	1610	1005	3600
iC82-180	630	8	1	4,11	2T	900	2000	1100	1400	2220	1570	1760	1005	3600
iC92-180	675	9	1	4,37	2T	900	2000	1200	1400	2220	1670	1760	1005	3600

PT Power
Q Loading capacity
P Max. nº of people
V Speed

PL Doors opening
AP Height of doors
2C 2 Panel side openings
2T 2 P. central openings
SB Semi-automatic + bus
T Type of door

AC Car width
FC Car depth
A Height

AH Pit width
FH Pit depth
F Pit
H Headroom

-Dimensions for standard cars and skinplate decoration with porcelain floor.
-If the dimensions of your lift and car do not correspond to that of the standard measurements consult our sales team.
-2 entrance car.

iC_2-90

Layouts and drawing

Plan view

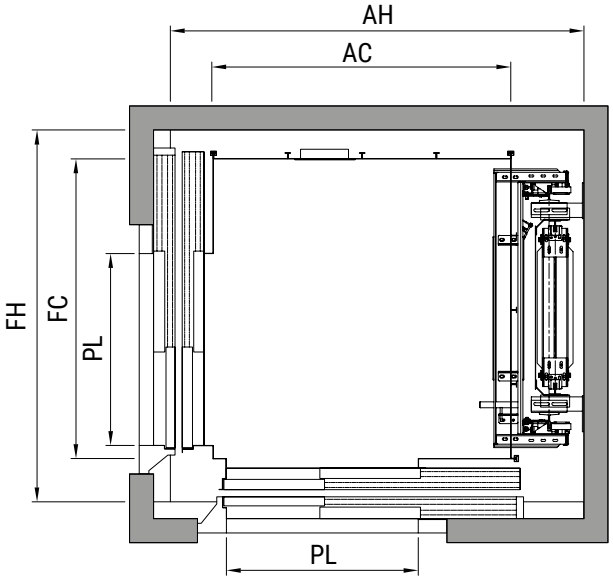

Height

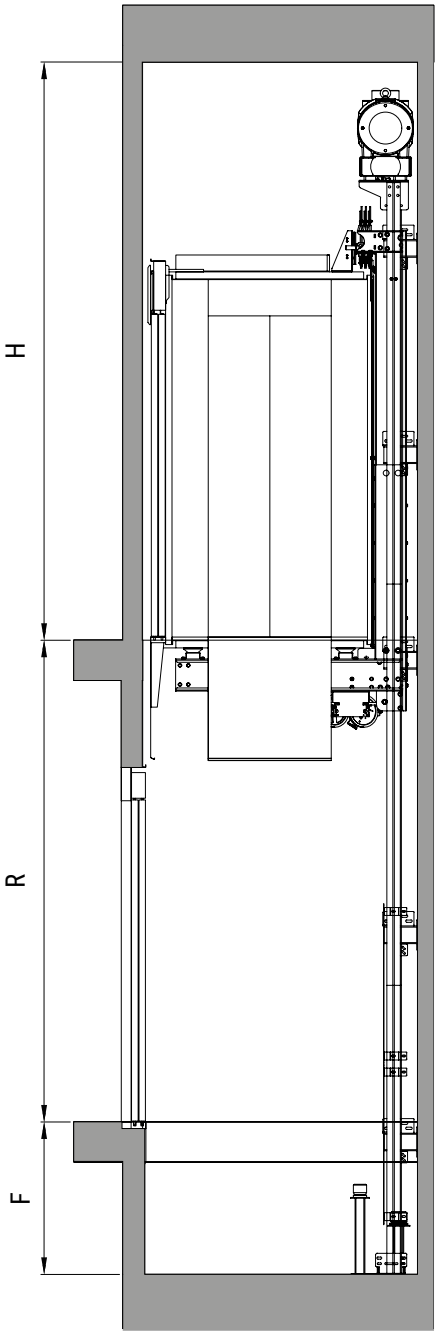

PL	Door opening
AC	Car width
FC	Car depth
AH	Pit width
FH	Pit depth
R	Travel
H	Headroom
F	Pit

REFERENCE	Characteristics				Doors			Car			Pit			
	Q Kg	**P**	**V** m/s	**PT** kW	**T**	**PL** mm	**AP** mm	**AC** mm	**FC** mm	**A** mm	**AH** mm	**FH** mm	**F** mm	**H** mm
iC32-90	225	3	1	1,62	2T	700	2000	800	900	2220	1280	1260	1450	3600
	225	3	1	1,62	SB	700	2000	800	900	2220	1240	1180	1450	3600
iC42-90	320	4	1	2,22	2T	700	2000	900	1000	2220	1380	1320	1005	3600
	320	4	1	2,22	SB	700	2000	900	1000	2220	1340	1280	1005	3600
iC52-90	375	5	1	2,59	2T	700	2000	1000	1100	2220	1480	1420	1005	3600
iC62-90	450	6	1	3,07	2T	800	2000	1000	1250	2220	1480	1570	1005	3600
iC72-90	525	7	1	3,45	2T	800	2000	1100	1250	2220	1620	1570	1005	3600
iC82-90	630	8	1	4,11	2T	800	2000	1250	1250	2220	1770	1570	1005	3600

PT Power
Q Loading capacity
P Max. nº of people
V Speed

PL Doors opening
AP Height of doors
2C 2 Panel side openings
2T 2 P. central openings
SB Semi-automatic + bus
T Type of door

AC Car width
FC Car depth
A Height

AH Pit width
FH Pit depth
F Pit
H Headroom

-Dimensions for standard cars and skinplate decoration with porcelain floor.
-If the dimensions of your lift and car do not correspond to that of the standard measurements consult our sales team.
-2 entrance car.

AE-H

Lifts

A gantry-type chassis lift, a gearless machine without machine room that has been specially designed for reduced headroom and pit (the latter optional). Becoming able to install in minimum headroom of 3000 mm and in pit of 450 mm. This is possible since we have managed to develop a system that allows the cabin to exceed the height of the engine itself and a particularly compact chassis in its lower area, without losing idea of the the maximum using of the shaft to obtain the largest possible cabin area.

This gantry-type chassis supports cabins with glass walls and sections in the minimum shaft.

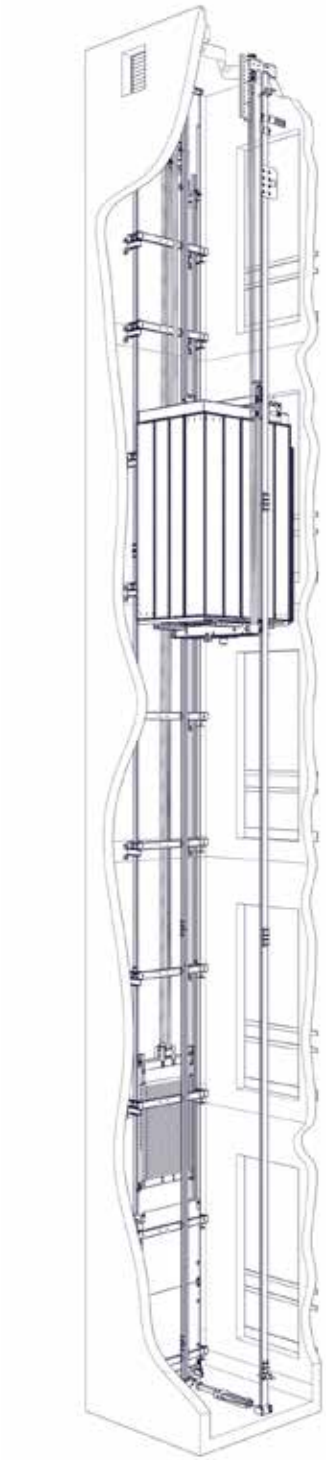

- 320 - 630 kg
- At 180º and 0º
- 4 - 8 persons
- Electric
- Maximum travel 45 m
- Speed 1 m/s

AE_1-H

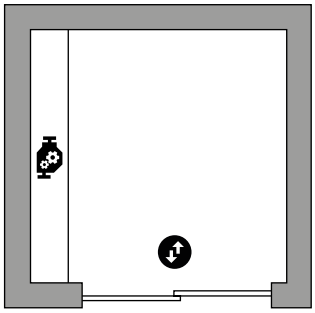

AE_2-H

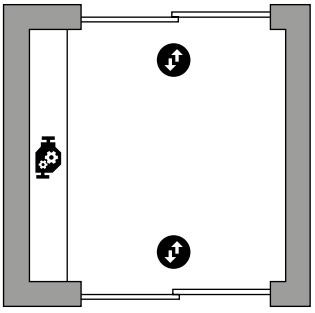



Basic configuration

- Car doors in epoxy.
- Car door in stainless steel.
- Skinplate car. Z1 car
- Selective simplex on descent.
- Manual rescue control.
- Stainless steel car keypad with round buttons and with BRAILLE.
- Landing keypad in the steel door frame stainless with oval or round button and with BRAILLE.
- Digital position, directional arrows and load weighing in the car.
- Intercom.
- Acoustic indicator of doors opening.
- Voice synthesizer.
- Optical curtain. (Safety edge)

AE_1-H

Layouts and drawing

Plan view

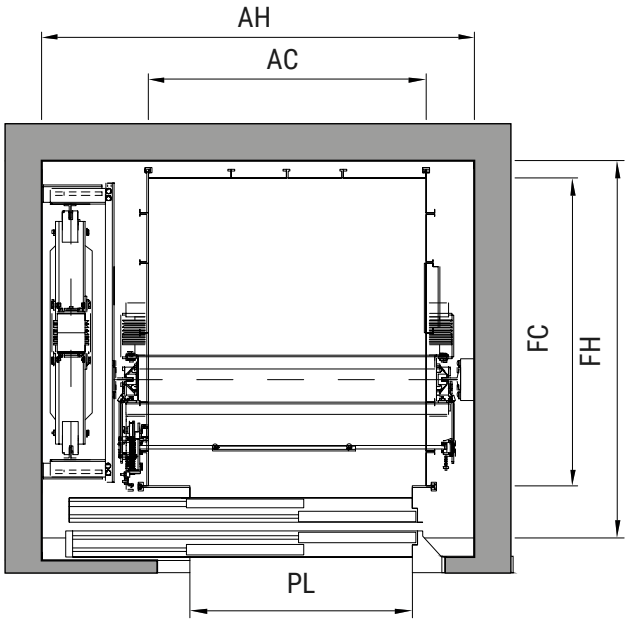

Height

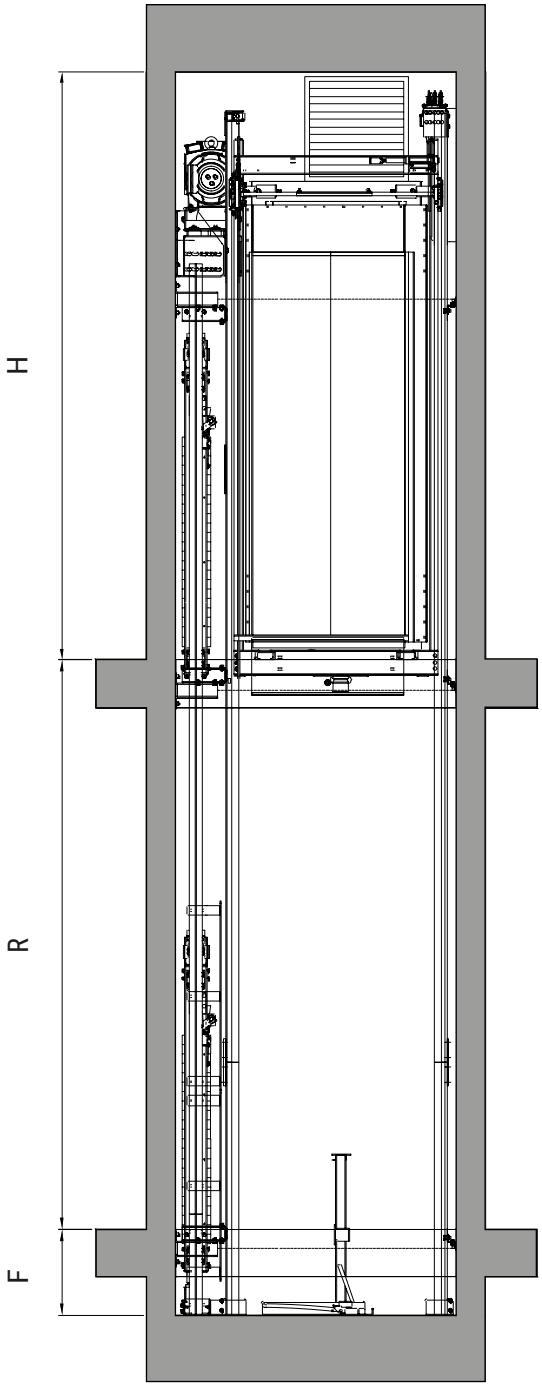

PL	Door opening
AC	Car width
FC	Car depth
AH	Pit width
FH	Pit depth
R	Travel
H	Headroom
F	Pit

REFERENCE	Characteristics				Doors			Car			Pit			
	Q Kg	**P**	**V** m/s	**PT** kW	**T**	**PL** mm	**AP** mm	**AC** mm	**FC** mm	**A** mm	**AH** mm	**FH** mm	**F** mm	**H** mm
AE41-H	320	4	1	2,42	2T	700	2000	900	1000	2220	1510	1240	450	3000
AE51-H	375	5	1	2,84	2T	700	2000	1000	1100	2220	1610	1340	450	3000
AE61-H	450	6	1	3,3	2T	800	2000	1000	1250	2220	1610	1490	450	3000
AE71-H	525	7	1	3,85	2T	800	2000	1100	1250	2220	1710	1490	450	3000
AE81-H	630	8	1	4,52	2T	900	2000	1100	1400	2220	1710	1640	450	3000

PT Power
Q Loading capacity
P Max. nº of people
V Speed

PL Doors opening
AP Height of doors
2C 2 Panel side openings
2T 2 P. central openings
SB Semi-automatic + bus
T Type of door

AC Car width
FC Car depth
A Height

AH Pit width
FH Pit depth
F Pit
H Headroom

-Dimensions for standard cars and skinplate decoration with porcelain floor.
-If the dimensions of your lift and car do not correspond to that of the standard measurements consult our sales team.
-1 entrance car.

AE_2-H

Layouts and drawing

Plan view

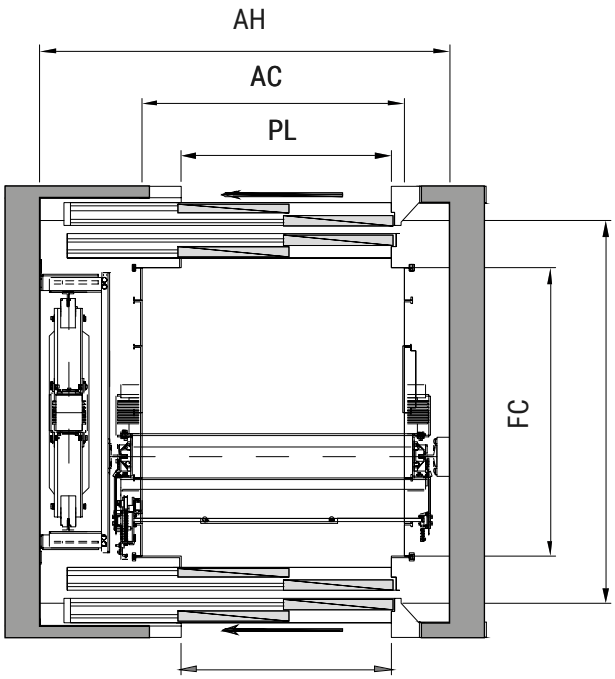

Height

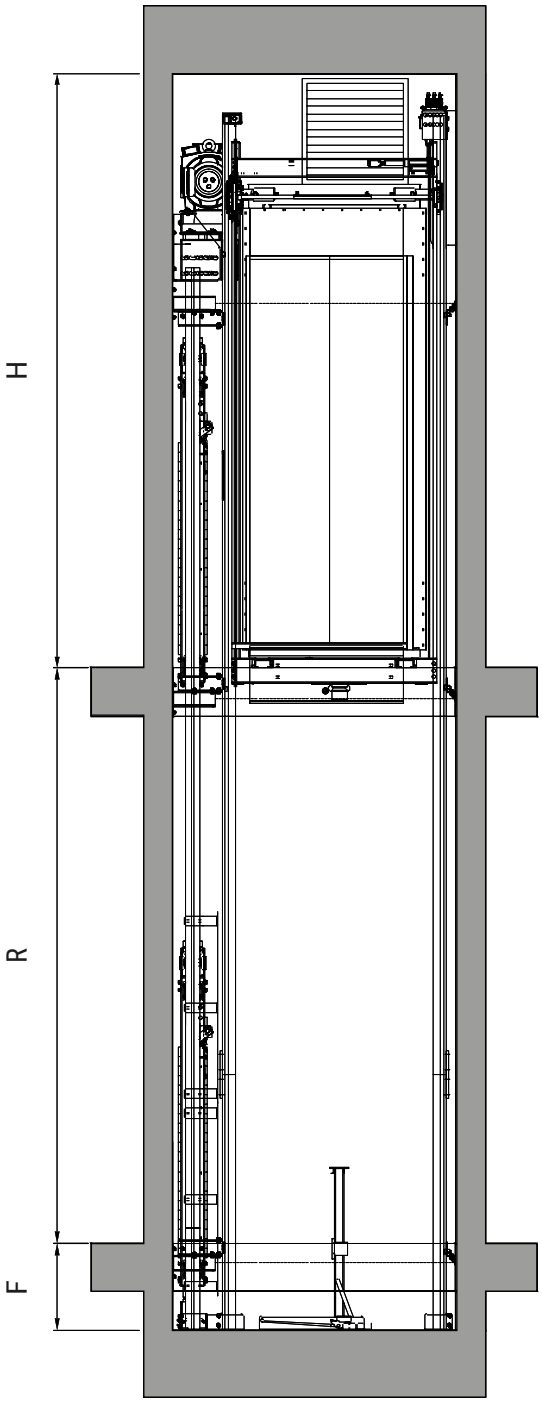

PL	Door opening
AC	Car width
FC	Car depth
AH	Pit width
FH	Pit depth
R	Travel
H	Headroom
F	Pit

REFERENCE	Characteristics				Doors			Car			Pit			
	Q Kg	**P**	**V** m/s	**PT** kW	**T**	**PL** mm	**AP** mm	**AC** mm	**FC** mm	**A** mm	**AH** mm	**FH** mm	**F** mm	**H** mm
AE42-H	320	4	1	2,51	2T	700	2000	900	1000	2150	1510	1360	450	3000
AE52-H	375	5	1	2,84	2T	700	2000	1000	1100	2150	1610	1460	450	3000
AE62-H	450	6	1	3,41	2T	800	2000	1000	1250	2150	1610	1610	450	3000
AE72-H	525	7	1	3,85	2T	800	2000	1100	1250	2150	1710	1610	450	3000
AE82-H	630	8	1	4,52	2T	900	2000	1100	1400	2150	1710	1760	450	3000

PT Power
Q Loading capacity
P Max. nº of people
V Speed

PL Doors opening
AP Height of doors
2C 2 Panel side openings
2T 2 P. central openings
SB Semi-automatic + bus
T Type of door

AC Car width
FC Car depth
A Height

AH Pit width
FH Pit depth
F Pit
H Headroom

-Dimensions for standard cars and skinplate decoration with porcelain floor.
-If the dimensions of your lift and car do not correspond to that of the standard measurements consult our sales team.
-2 entrance car.

AE-F

Lifts

A gantry-type chassis lift, a gearless machine without machine room that has been specially designed for reduced headroom and pit (the latter optional). Becoming able to install in minimum headroom of 3000 mm and in pit of 450 mm. This is possible since we have managed to develop a system that allows the cabin to exceed the height of the engine itself and a particularly compact chassis in its lower area, without losing idea of the the maximum using of the shaft to obtain the largest possible cabin area.

This gantry-type chassis supports cabins with glass walls and sections in the minimum shaft.

- 320 - 630 kg
- At 180º and 0º
- 4 - 8 persons
- Electric
- Maximum travel 45 m
- Speed 1 m/s

AE_1F

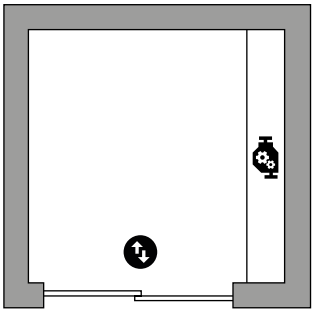

AE_2F

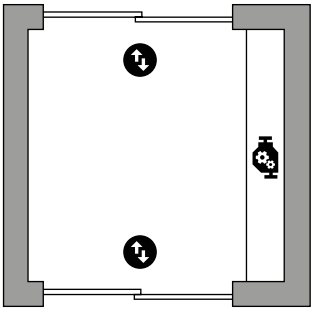

Basic configuration

- Car doors in epoxy.
- Car door in stainless steel.
- Skinplate car. Z1 car
- Selective simplex on descent.
- Manual rescue control.
- Stainless steel car keypad with round buttons and with BRAILLE.
- Landing keypad in the steel door frame stainless with oval or round button and with BRAILLE.
- Digital position, directional arrows and load weighing in the car.
- Intercom.
- Acoustic indicator of doors opening.
- Voice synthesizer.
- Optical curtain. (Safety edge)

AE_1-F

Layouts and drawing

Plan view

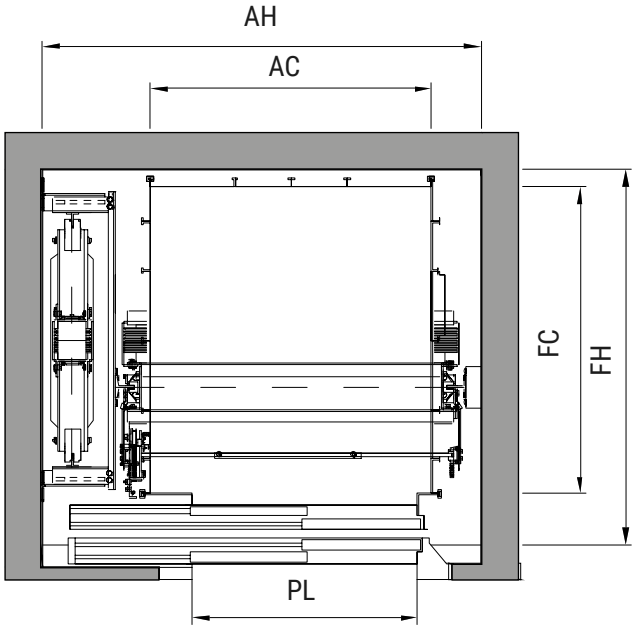

Height

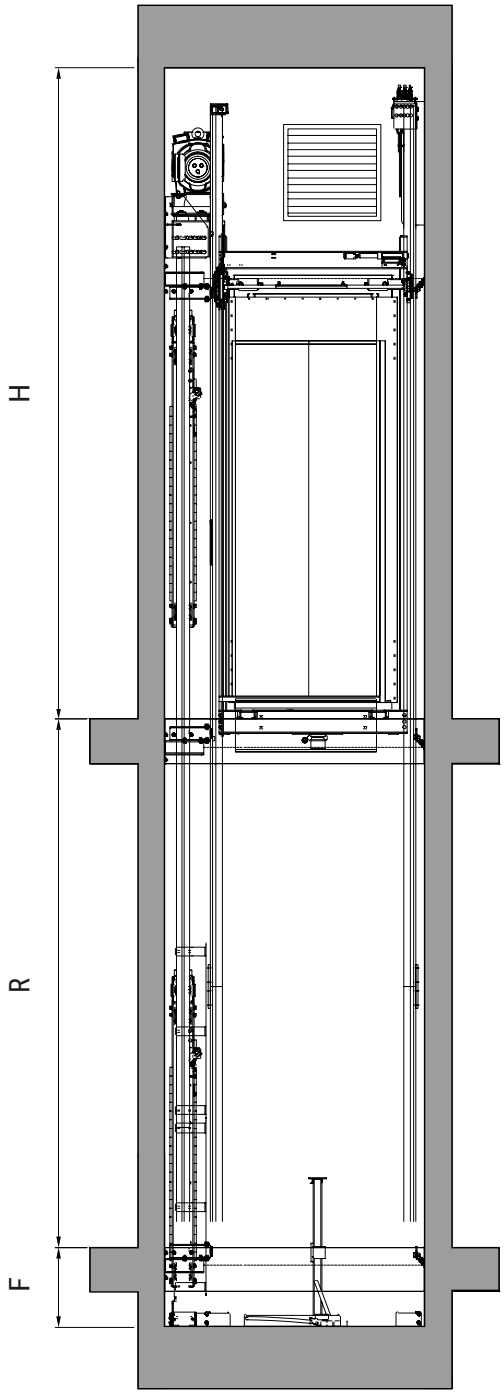

PL	Door opening
AC	Car width
FC	Car depth
AH	Pit width
FH	Pit depth
R	Travel
H	Headroom
F	Pit

REFERENCE	Characteristics				Doors			Car			Pit			
	Q Kg	**P**	**V** m/s	**PT** kW	**T**	**PL** mm	**AP** mm	**AC** mm	**FC** mm	**A** mm	**AH** mm	**FH** mm	**F** mm	**H** mm
AE41-F	320	4	1	2,42	2T	700	2000	900	1000	2220	1460	1240	450	3600
AE51-F	375	5	1	2,84	2T	700	2000	1000	1100	2220	1560	1340	450	3600
AE61-F	450	6	1	3,3	2T	800	2000	1000	1250	2220	1560	1490	450	3600
AE71-F	525	7	1	3,85	2T	800	2000	1100	1250	2220	1660	1490	450	3600
AE81-F	630	8	1	4,52	2T	900	2000	1100	1400	2220	1660	1640	450	3600

PT Power
Q Loading capacity
P Max. nº of people
V Speed

PL Doors opening
AP Height of doors
2C 2 Panel side openings
2T 2 P. central openings
SB Semi-automatic + bus
T Type of door

AC Car width
FC Car depth
A Height

AH Pit width
FH Pit depth
F Pit
H Headroom

-Dimensions for standard cars and skinplate decoration with porcelain floor.
-If the dimensions of your lift and car do not correspond to that of the standard measurements consult our sales team.
-1 entrance car.

AE_2-F

Layouts and drawing

Plan view

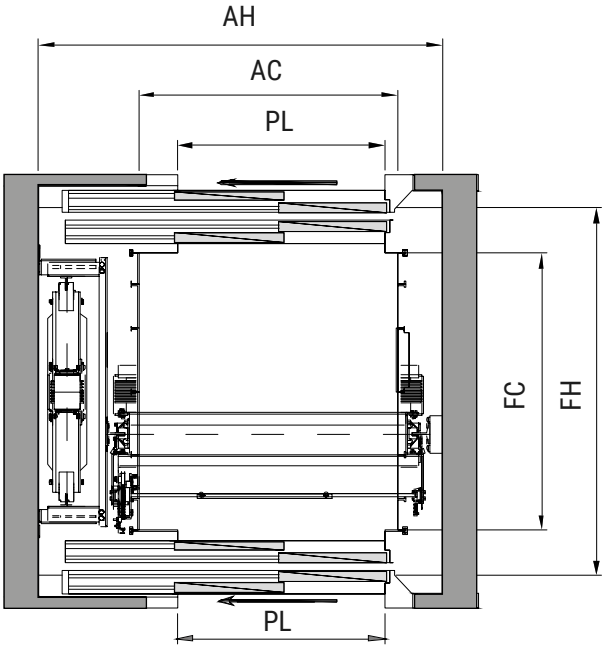

Height

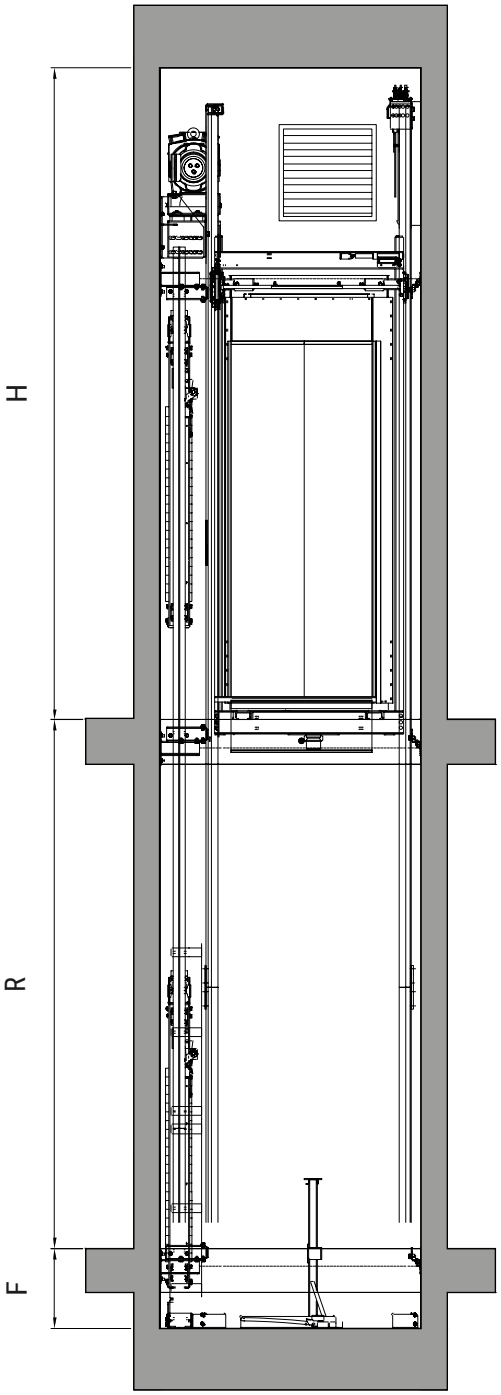

PL	Door opening
AC	Car width
FC	Car depth
AH	Pit width
FH	Pit depth
R	Travel
H	Headroom
F	Pit

REFERENCE	Characteristics				Doors			Car			Pit			
	Q Kg	**P**	**V** m/s	**PT** kW	**T**	**PL** mm	**AP** mm	**AC** mm	**FC** mm	**A** mm	**AH** mm	**FH** mm	**F** mm	**H** mm
AE42-F	320	4	1	2,51	2T	700	2000	900	1000	2220	1460	1360	450	3600
AE52-F	375	5	1	2,84	2T	700	2000	1000	1100	2220	1560	1460	450	3600
AE62-F	450	6	1	3,41	2T	800	2000	1000	1250	2220	1560	1610	450	3600
AE72-F	525	7	1	3,85	2T	800	2000	1100	1250	2220	1660	1610	450	3600
AE82-F	630	8	1	4,52	2T	900	2000	1100	1400	2220	1660	1760	450	3600

PT Power
Q Loading capacity
P Max. nº of people
V Speed

PL Doors opening
AP Height of doors
2C 2 Panel side openings
2T 2 P. central openings
SB Semi-automatic + bus
T Type of door

AC Car width
FC Car depth
A Height

AH Pit width
FH Pit depth
F Pit
H Headroom

-Dimensions for standard cars and skinplate decoration with porcelain floor.
-If the dimensions of your lift and car do not correspond to that of the standard measurements consult our sales team.
-2 entrance car.

Machine room-less

Lifts

This model has an electric motor which has very low energy consumption while still running smoothly.

When it comes to high capacity lifts, they are mainly used for public buildings.

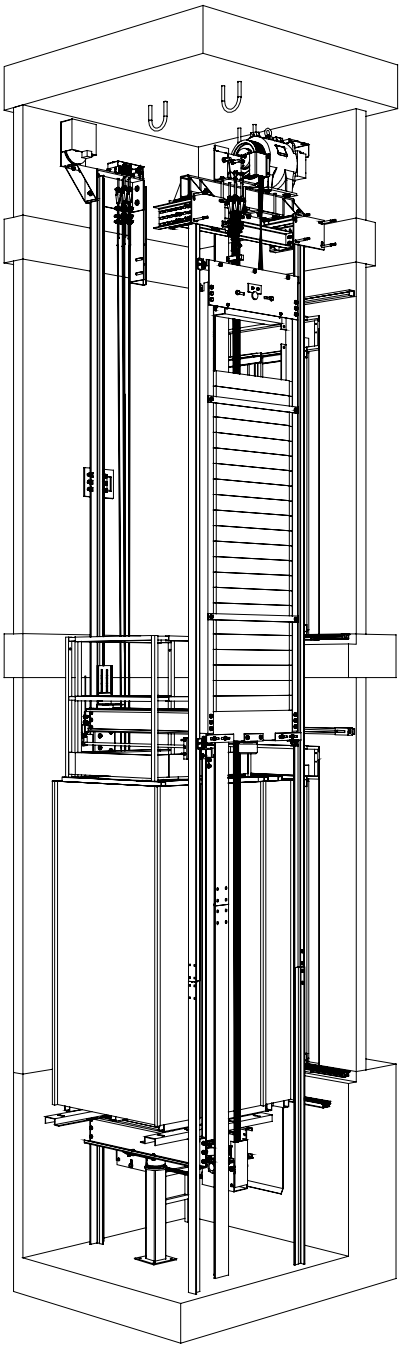

750 - 3000 kg

10 - 40 persons

Maximum travel 45 m

At 180º and 0º

Electric

Speed 1 - 1,6 m/s

E_1SCMi

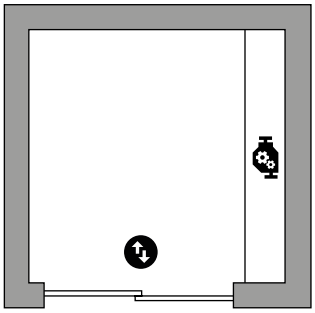

E_2SCMi

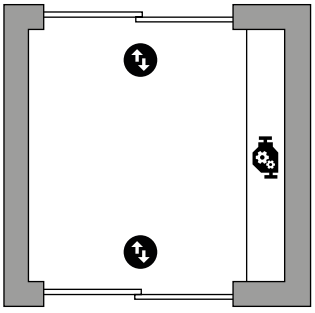

Basic configuration

- Car doors in epoxy.
- Car door in stainless steel.
- Skinplate car. Z1 car
- Selective simplex on descent.
- Manual rescue control.
- Stainless steel car keypad with round buttons and with BRAILLE.
- Landing keypad in the steel door frame stainless with oval or round button and with BRAILLE.
- Digital position, directional arrows and load weighing in the car.
- Intercom.
- Acoustic indicator of doors opening.
- Voice synthesizer.
- Optical curtain. (Safety edge)

E_1SCMi

Layouts and drawing

Plan view

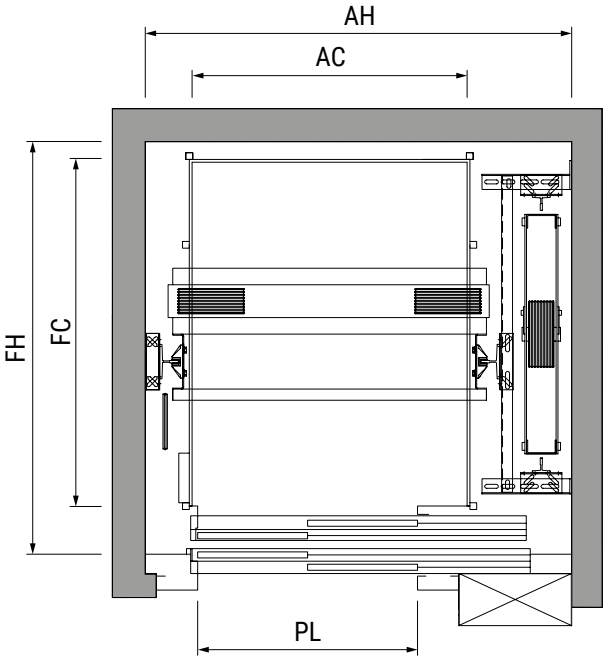

Height

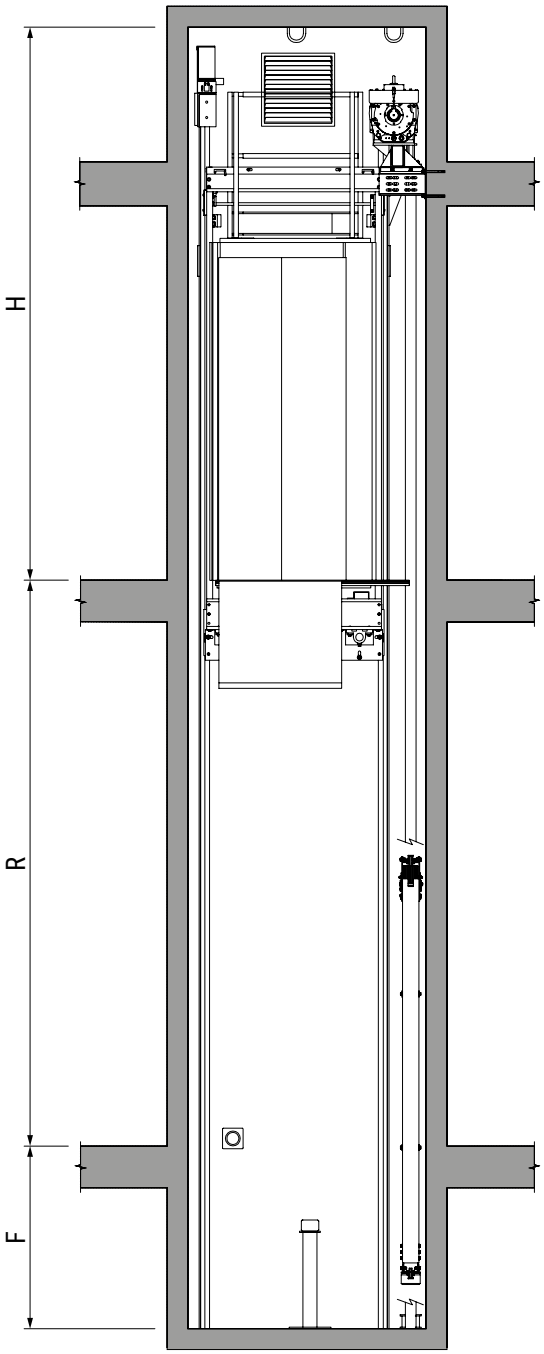

PL	Door opening
AC	Car width
FC	Car depth
AH	Pit width
FH	Pit depth
R	Travel
H	Headroom
F	Pit

REFERENCE	Characteristics				Doors			Car			Pit			
	Q Kg	**P**	**V** m/s	**PT** kW	**T**	**PL** mm	**AP** mm	**AC** mm	**FC** mm	**A** mm	**AH** mm	**FH** mm	**F** mm	**H** mm
E101SCMi	750	10	1 - 1,6	5,04	2T	900	2000	1200	1500	2150	1800	1750	1100	3600
	750	10	1 - 1,6	5,04	2C	900	2000	1200	1500	2150	1950	1720	1100	3600
E111SCMi	825	11	1 - 1,6	5,83	2T	900	2000	1300	1500	2150	1900	1750	1100	3600
	825	11	1 - 1,6	5,83	2C	900	2000	1300	1500	2150	1950	1720	1100	3600
E121SCMi	900	12	1 - 1,6	6,64	2T	900	2000	1400	1500	2150	2000	1750	1100	3800
	900	12	1 - 1,6	6,64	2C	900	2000	1400	1500	2150	2000	1720	1100	3800
E131SCMi	1000	13	1 - 1,6	7,14	2T	900	2000	1100	2100	2150	1780	2350	1100	3600
	1000	13	1 - 1,6	7,14	2C	900	2000	1100	2100	2150	1950	2320	1100	3600
E141SCMi	1050	14	1 - 1,6	7,61	2T	1000	2000	1100	2200	2150	1780	2450	1100	3800
	1050	14	1 - 1,6	7,61	2C	1000	2000	1100	2200	2150	1950	2420	1100	3800
E151SCMi	1125	15	1 - 1,6	7,75	2T	1000	2000	1500	1700	2150	2180	1970	1100	3800
	1125	15	1 - 1,6	7,75	2C	1000	2000	1500	1700	2150	2180	1940	1100	3800
E161SCMi	1200	16	1 - 1,6	9,69	2T	1000	2000	1200	2200	2150	1880	2470	1100	3800
	1200	16	1 - 1,6	9,69	2C	1000	2000	1200	2200	2150	2150	2440	1100	3800
E201SCMi	1500	20	1 - 1,6	11	2T	1100	2000	1400	2400	2150	2150	2670	1200	4200
	1500	20	1 - 1,6	11	2C	1100	2000	1400	2400	2150	2400	2640	1200	4200
E211SCMi	1575	21	1 - 1,6	11	2T	1100	2000	1400	2500	2150	2150	2770	1200	4200
	1575	21	1 - 1,6	11	2C	1100	2000	1400	2500	2150	2400	2740	1200	4200
E261SCMi	1950	26	1 - 1,6	13,86	2T	1200	2000	1600	2500	2150	2400	2770	1200	4400
	1950	26	1 - 1,6	13,86	2C	1200	2000	1600	2500	2150	2600	2740	1200	4400
E401SCM	3000	40	1 - 1,6	19,44	2T	1500	2000	2500	2900	2150	3450	3180	1300	4800

PT Power
Q Loading capacity
P Max. nº of people
V Speed

PL Doors opening
AP Height of doors
2C 2 Panel side openings
2T 2 P. central openings
SB Semi-automatic + bus
T Type of door

AC Car width
FC Car depth
A Height

AH Pit width
FH Pit depth
F Pit
H Headroom

-Dimensions for standard cars and skinplate decoration with porcelain floor.
-If the dimensions of your lift and car do not correspond to that of the standard measurements consult our sales team.
-1 entrance car.

E_2SCMi

Layouts and drawing

Plan view

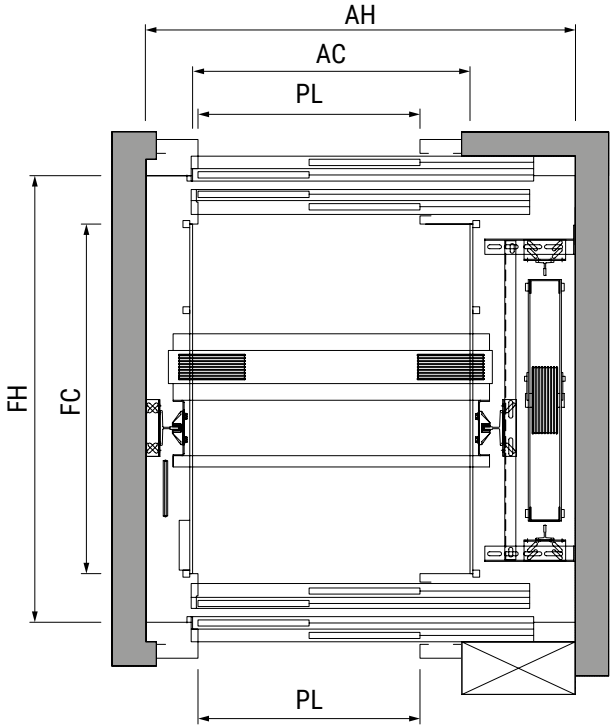

Height

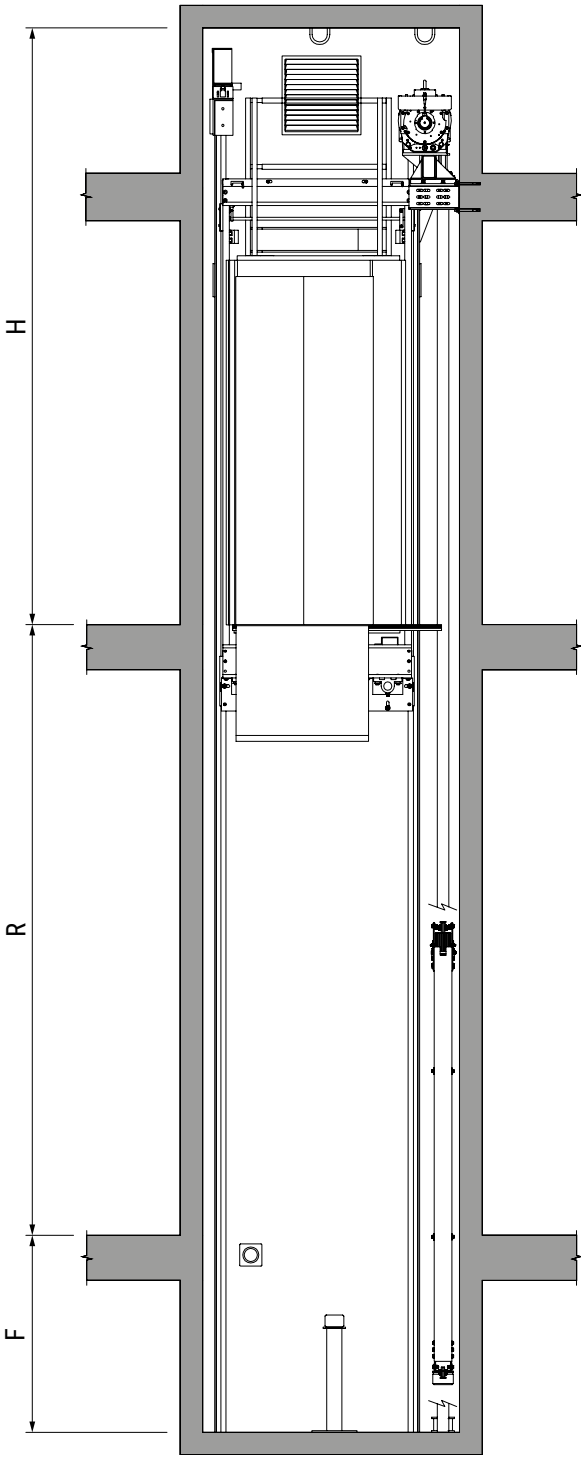

PL	Door opening
AC	Car width
FC	Car depth
AH	Pit width
FH	Pit depth
R	Travel
H	Headroom
F	Pit

REFERENCE	Characteristics				Doors			Car			Pit			
	Q Kg	**P**	**V** m/s	**PT** kW	**T**	**PL** mm	**AP** mm	**AC** mm	**FC** mm	**A** mm	**AH** mm	**FH** mm	**F** mm	**H** mm
E102SCMi	750	10	1 - 1,6	5,8	2T	900	2000	1200	1500	2150	1800	1860	1100	3600
	750	10	1 - 1,6	5,8	2C	900	2000	1200	1500	2150	1950	1790	1100	3600
E112SCMi	825	11	1 - 1,6	5,83	2T	900	2000	1300	1500	2150	1900	1860	1100	3600
	825	11	1 - 1,6	5,83	2C	900	2000	1300	1500	2150	1950	1790	1100	3600
E122SCMi	900	12	1 - 1,6	8,4	2T	900	2000	1400	1500	2150	2000	1860	1100	3800
	900	12	1 - 1,6	8,4	2C	900	2000	1400	1500	2150	2000	1790	1100	3800
E132SCMi	1000	13	1 - 1,6	7,14	2T	900	2000	1100	2100	2150	1780	2460	1100	3600
	1000	13	1 - 1,6	7,14	2C	900	2000	1100	2100	2150	1950	2390	1100	3600
E142SCMi	1050	14	1 - 1,6	7,61	2T	1000	2000	1100	2200	2150	1780	2560	1100	3800
	1050	14	1 - 1,6	7,61	2C	1000	2000	1100	2200	2150	1950	2490	1100	3800
E152SCMi	1125	15	1 - 1,6	7,75	2T	1000	2000	1500	1700	2150	2180	2080	1100	3800
	1125	15	1 - 1,6	7,75	2C	1000	2000	1500	1700	2150	2180	2010	1100	3800
E162SCMi	1200	16	1 - 1,6	9,69	2T	1000	2000	1200	2200	2150	1880	2580	1100	3800
	1200	16	1 - 1,6	9,69	2C	1000	2000	1200	2200	2150	2150	2510	1100	3800
E202SCMi	1500	20	1 - 1,6	11	2T	1100	2000	1400	2400	2150	2150	2780	1200	4200
	1500	20	1 - 1,6	11	2C	1100	2000	1400	2400	2150	2400	2710	1200	4200
E212SCMi	1575	21	1 - 1,6	11	2T	1100	2000	1400	2400	2150	2150	2880	1200	4200
	1575	21	1 - 1,6	11	2C	1100	2000	1400	2400	2150	2400	2810	1200	4200
E262SCMi	1950	26	1 - 1,6	13,86	2T	1200	2000	1600	2500	2150	2400	2880	1200	4400
	1950	26	1 - 1,6	13,86	2C	1200	2000	1600	2500	2150	2600	2810	1200	4400
E402SCM	3000	40	1 - 1,6	19,44	2T	1500	2000	2500	2900	2150	3450	3260	1300	4800

PT Power
Q Loading capacity
P Max. nº of people
V Speed

PL Doors opening
AP Height of doors
2C 2 Panel side openings
2T 2 P. central openings
SB Semi-automatic + bus
T Type of door

AC Car width
FC Car depth
A Height

AH Pit width
FH Pit depth
F Pit
H Headroom

-Dimensions for standard cars and skinplate decoration with porcelain floor.
-If the dimensions of your lift and car do not correspond to that of the standard measurements consult our sales team.
-2 entrance car.

Hydraulic

Lifts

This model differs mainly by having a hydraulic pump to achieve the operation of the device.

Generally they require a machine room to be able to function.
Due to the impossibility of having a sufficiently wide gap for a “Machine room-less installation” this model will be a valid option.

This lift is designed for communities, work centres, public buildings and homes.

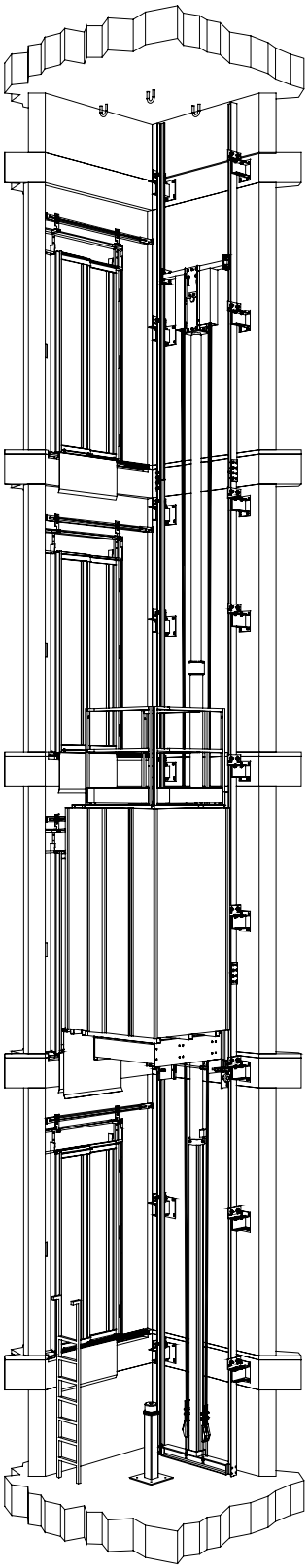

750 - 2000 kg

At 180º, 90º and 0º

10 - 26 persons

Hydraulic

Maximum travel 21 m

Speed 0,63 m/s

H_1IL



H_1IF

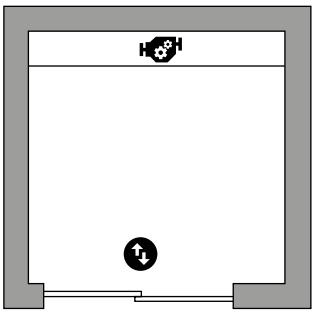

H_2IL

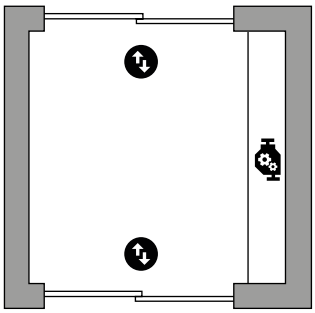

H_2IF

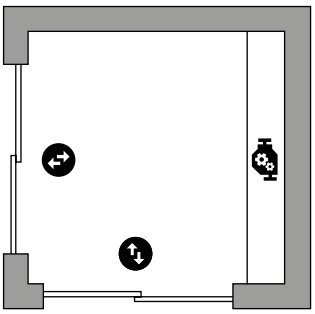

Basic configuration

- Car doors in epoxy.
- Car door in stainless steel.
- Skinplate car. Z1 car
- Selective simplex on descent.
- Manual rescue control.
- Stainless steel car keypad with round buttons and with BRAILLE.
- Landing keypad in the steel door frame stainless with oval or round button and with BRAILLE.
- Digital position, directional arrows and load weighing in the car.
- Intercom.
- Acoustic indicator of doors opening.
- Voice synthesizer.
- Optical curtain. (Safety edge)

H_1IL

Layouts and drawing

Plan view

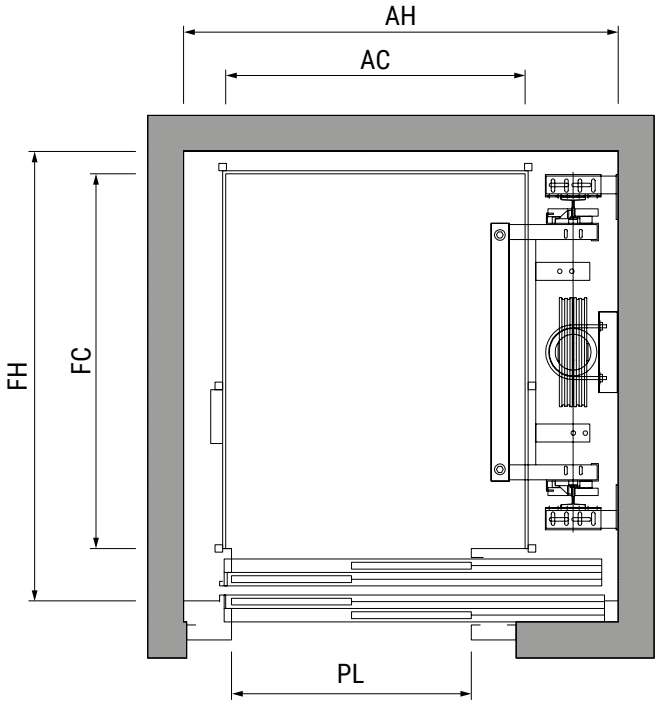

Height

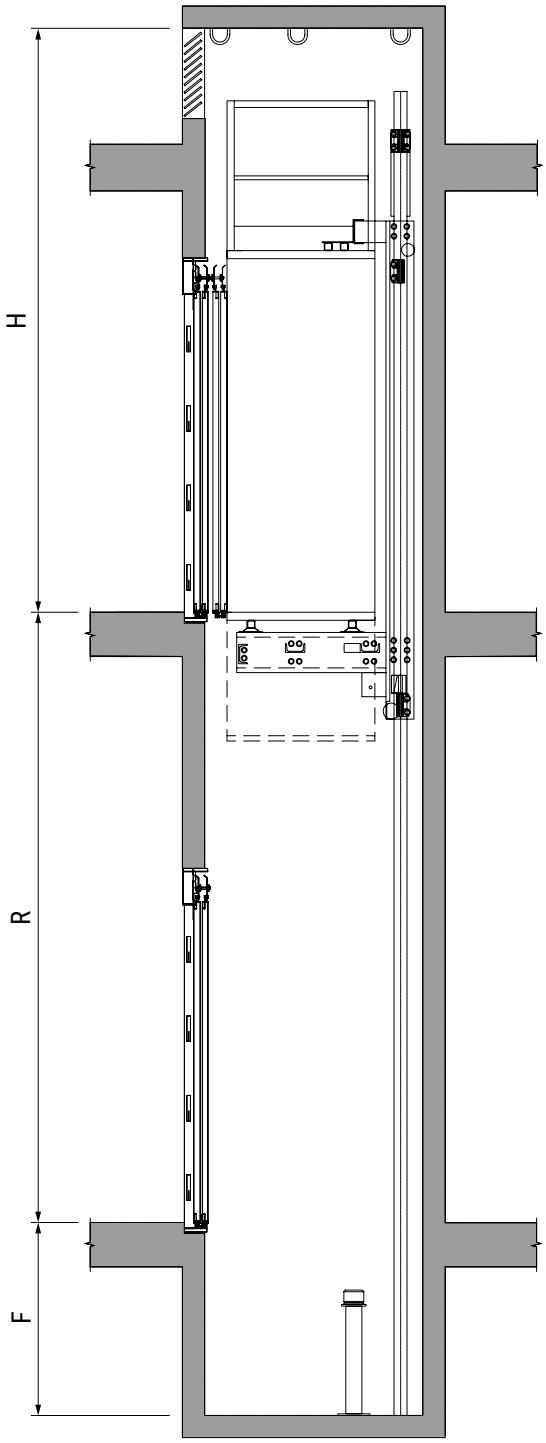

PL	Door opening
AC	Car width
FC	Car depth
AH	Pit width
FH	Pit depth
R	Travel
H	Headroom
F	Pit

REFERENCE	Characteristics				Doors			Car			Pit			
	Q Kg	**P**	**V** m/s	**PT** kW	**T**	**PL** mm	**AP** mm	**AC** mm	**FC** mm	**A** mm	**AH** mm	**FH** mm	**F** mm	**H** mm
H21IL	180	2	0,63	5,9	SB	700	2000	770	750	2220	1190	950	1450	3600
H31IL	225	3	0,63	7,4	2T	700	2000	800	900	2220	1230	1150	1450	3600
	225	3	0,63	7,4	SB	700	2000	800	900	2220	1220	1100	1450	3600
H41IL	320	4	0,63	7,4	2T	700	2000	900	1000	2220	1330	1250	1000	3600
	320	4	0,63	7,4	SB	700	2000	900	1000	2220	1320	1200	1000	3600
H51IL	375	5	0,63	9,5	2T	700	2000	1000	1100	2220	1430	1350	1000	3600
H61IL	450	6	0,63	11,8	2T	800	2000	1000	1250	2220	1430	1500	1000	3600
H71IL	525	7	0,63	11,8	2T	800	2000	1100	1250	2220	1530	1500	1000	3600
H81IL	630	8	0,63	12,5	2T	900	2000	1100	1400	2220	1540	1650	1000	3600
H91IL	675	9	0,63	14,7	2T	900	2000	1200	1400	2220	1640	1650	1000	3600
	675	9	0,63	14,7	2C	800	2000	1200	1400	2220	1750	1610	1000	3600
H101IL	750	10	0,63	14,7	2T	900	2000	1200	1500	2220	1650	1750	1000	3600
	750	10	0,63	14,7	2C	900	2000	1200	1500	2220	1750	1710	1000	3600
H111IL	825	11	0,63	18,4	2T	900	2000	1250	1550	2220	1710	1800	1000	3600
	825	11	0,63	18,4	2C	900	2000	1250	1550	2220	1750	1760	1000	3600
H121IL	900	12	0,63	18,4	2T	900	2000	1250	1650	2220	1710	1900	1000	3600
	900	12	0,63	18,4	2C	900	2000	1250	1650	2220	1750	1860	1000	3600
H131IL	1000	13	0,63	18,4	2T	900	2000	1100	2100	2220	1570	2350	1000	3600
	1000	13	0,63	18,4	2C	900	2000	1100	2100	2220	1950	2310	1000	3600
H141IL	1050	14	0,63	18,4	2T	1000	2000	1100	2200	2220	1570	2450	1000	3600
	1050	14	0,63	18,4	2C	900	2000	1100	2200	2220	1950	2410	1000	3600
H151IL	1125	15	0,63	22,1	2T	1000	2000	1200	2100	2220	1690	2350	1000	3600
	1125	15	0,63	22,1	2C	900	2000	1200	2100	2220	1950	2310	1000	3600
H161IL	1200	16	0,63	22,1	2T	1000	2000	1200	2200	2220	1690	2450	1000	3600
	1200	16	0,63	22,1	2C	900	2000	1200	2200	2220	1950	2410	1000	3600

PT Power
Q Loading capacity
P Max. nº of people
V Speed

PL Doors opening
AP Height of doors
2C 2 Panel side openings
2T 2 P. central openings
SB Semi-automatic + bus
T Type of door

AC Car width
FC Car depth
A Height

AH Pit width
FH Pit depth
F Pit
H Headroom

-Dimensions for standard cars and skinplate decoration with porcelain floor.
-If the dimensions of your lift and car do not correspond to that of the standard measurements consult our sales team.
-1 entrance car.

H_1IF

Layouts and drawing

Plan view

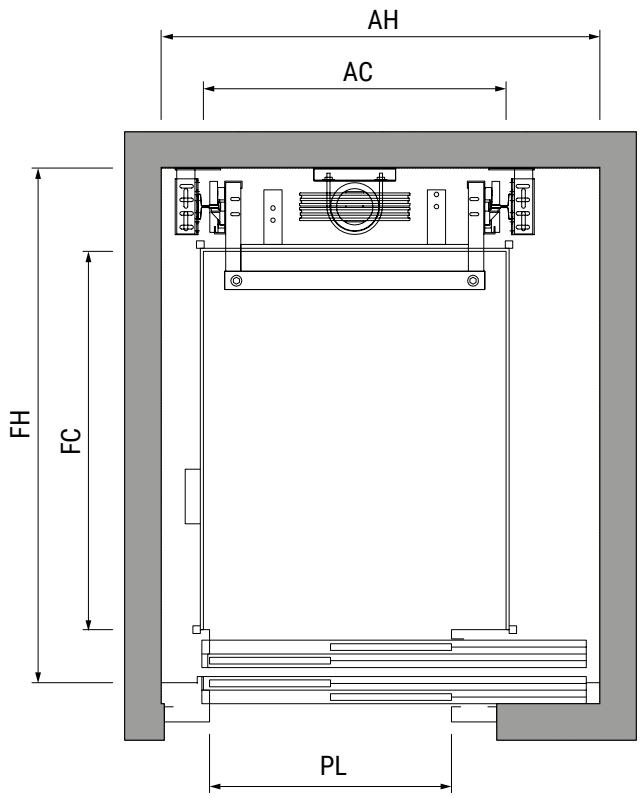

Height

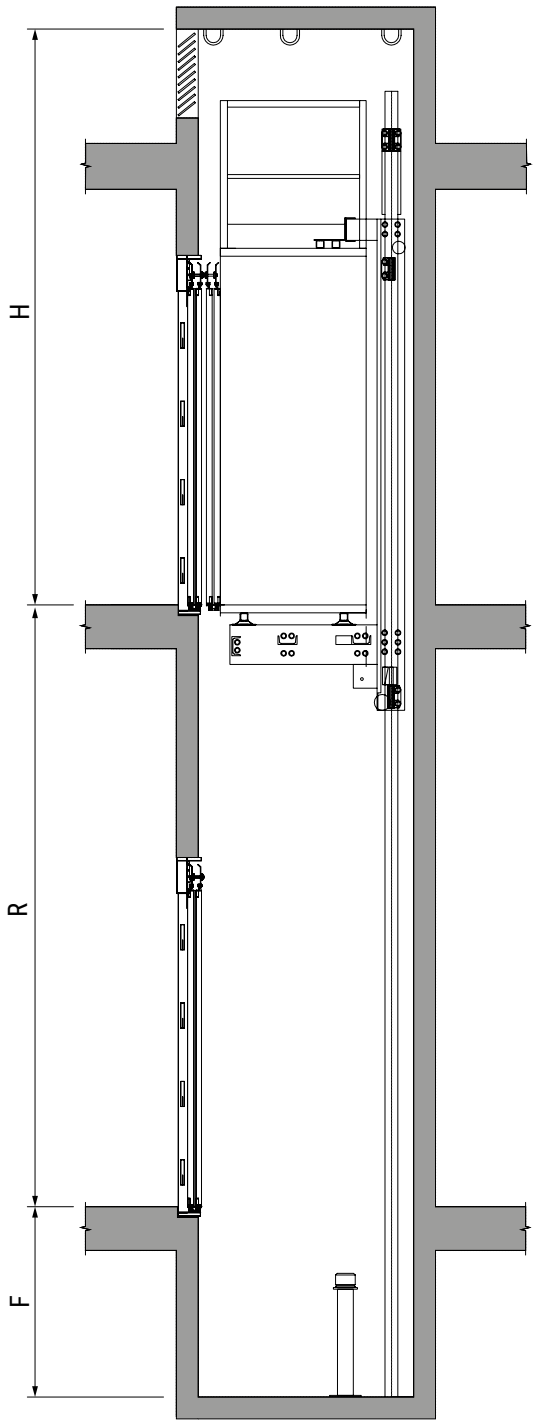

PL	Door opening
AC	Car width
FC	Car depth
AH	Pit width
FH	Pit depth
R	Travel
H	Headroom
F	Pit

REFERENCE	Characteristics				Doors			Car			Pit			
	Q Kg	**P**	**V** m/s	**PT** kW	**T**	**PL** mm	**AP** mm	**AC** mm	**FC** mm	**A** mm	**AH** mm	**FH** mm	**F** mm	**H** mm
H21IF	180	2	0,63	5,9	SB	700	2000	770	750	2220	960	1180	1450	3600
H31IF	225	3	0,63	7,4	2T	700	2000	800	900	2220	1230	1370	1000	3600
	225	3	0,63	7,4	SB	700	2000	800	900	2220	1000	1330	1450	3600
H41IF	320	4	0,63	7,4	2T	700	2000	900	1000	2220	1230	1480	1000	3600
	320	4	0,63	7,4	SB	700	2000	900	1000	2220	1100	1430	1000	3600
H51IF	375	5	0,63	9,5	2T	700	2000	1000	1100	2220	1230	1580	1000	3600
H61IF	450	6	0,63	11,8	2T	800	2000	1000	1250	2220	1380	1730	1000	3600
H71IF	525	7	0,63	11,8	2T	800	2000	1100	1250	2220	1380	1750	1000	3600

PT Power
Q Loading capacity
P Max. nº of people
V Speed

PL Doors opening
AP Height of doors
2C 2 Panel side openings
2T 2 P. central openings
SB Semi-automatic + bus
T Type of door

AC Car width
FC Car depth
A Height

AH Pit width
FH Pit depth
F Pit
H Headroom

-Dimensions for standard cars and skinplate decoration with porcelain floor.
-If the dimensions of your lift and car do not correspond to that of the standard measurements consult our sales team.
-1 entrance car.

H_2IL

Layouts and drawing

Plan view

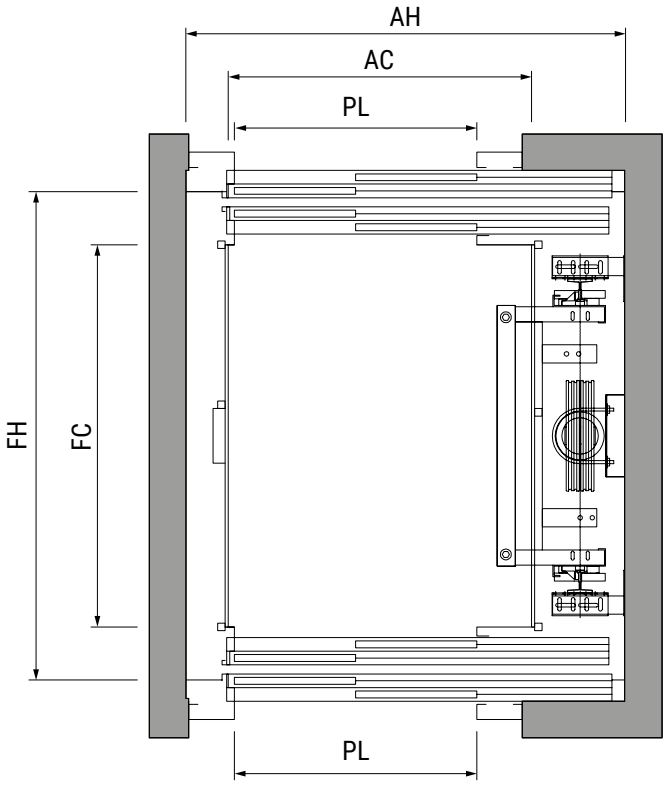

Height

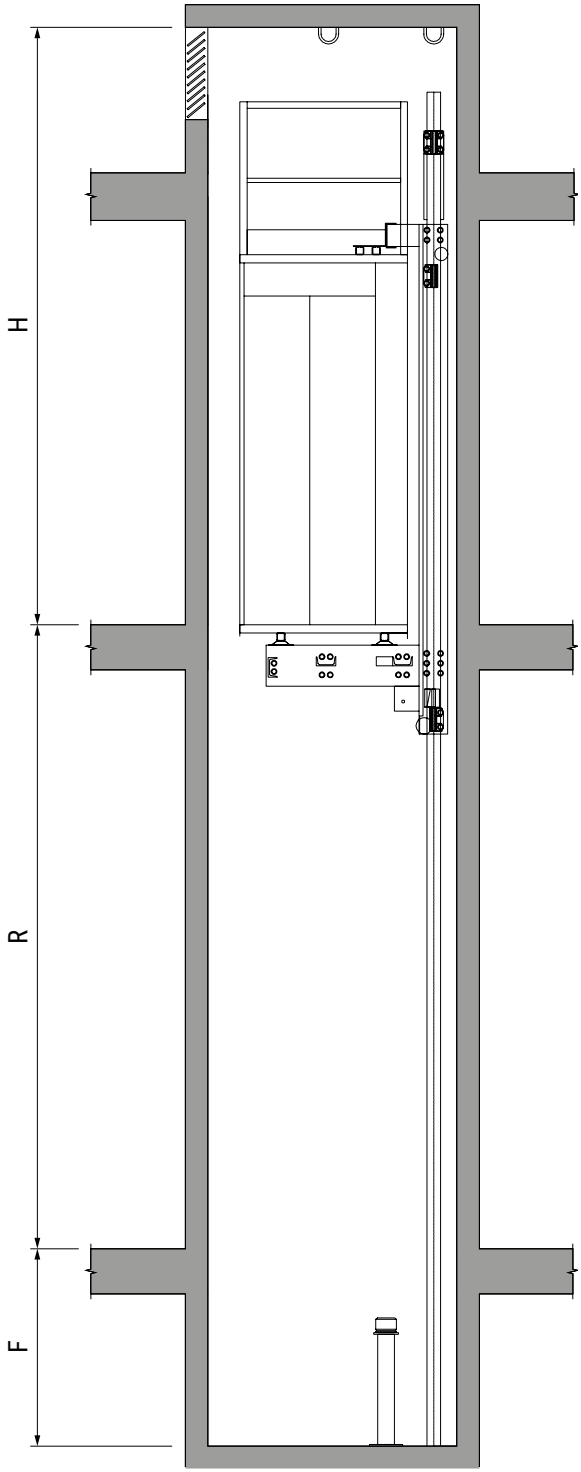

PL	Door opening
AC	Car width
FC	Car depth
AH	Pit width
FH	Pit depth
R	Travel
H	Headroom
F	Pit

REFERENCE	Characteristics				Doors			Car			Pit			
	Q Kg	**P**	**V** m/s	**PT** kW	**T**	**PL** mm	**AP** mm	**AC** mm	**FC** mm	**A** mm	**AH** mm	**FH** mm	**F** mm	**H** mm
H22IL	180	2	0,63	5,9	SB	700	2000	770	750	2220	1190	1030	1450	3600
H32IL	225	3	0,63	7,4	2T	700	2000	800	900	2220	1230	1260	1000	3600
	225	3	0,63	7,4	SB	700	2000	800	900	2220	1220	1180	1000	3600
H42IL	320	4	0,63	7,4	2T	700	2000	900	1000	2220	1330	1360	1000	3600
	320	4	0,63	7,4	SB	700	2000	900	1000	2220	1320	1280	1000	3600
H52IL	375	5	0,63	9,5	2T	700	2000	1000	1100	2220	1430	1460	1000	3600
H62IL	450	6	0,63	11,8	2T	800	2000	1000	1250	2220	1430	1610	1000	3600
H72IL	525	7	0,63	11,8	2T	800	2000	1100	1250	2220	1530	1610	1000	3600
H82IL	630	8	0,63	12,5	2T	900	2000	1100	1400	2220	1540	1760	1000	3600
H92IL	675	9	0,63	14,7	2T	900	2000	1200	1400	2220	1640	1760	1000	3600
	675	9	0,63	14,7	2C	800	2000	1200	1400	2220	1750	1690	1000	3600
H102IL	750	10	0,63	14,7	2T	900	2000	1200	1500	2220	1650	1860	1000	3600
	750	10	0,63	14,7	2C	900	2000	1200	1500	2220	1750	1790	1000	3600
H112IL	825	11	0,63	18,4	2T	900	2000	1250	1550	2220	1710	1910	1000	3600
	825	11	0,63	18,4	2C	900	2000	1250	1550	2220	1750	1840	1000	3600
H122IL	900	12	0,63	18,4	2T	900	2000	1250	1650	2220	1710	2010	1000	3600
	900	12	0,63	18,4	2C	900	2000	1250	1650	2220	1750	1940	1000	3600
H132IL	1000	13	0,63	18,4	2T	900	2000	1100	2100	2220	1570	2460	1000	3600
	1000	13	0,63	18,4	2C	900	2000	1100	2100	2220	1950	2390	1000	3600
H142IL	1050	14	0,63	18,4	2T	1000	2000	1100	2200	2220	1570	1560	1000	3600
	1050	14	0,63	18,4	2C	900	2000	1100	2200	2220	1950	2490	1000	3600
H152IL	1125	15	0,63	22,1	2T	1000	2000	1200	2100	2220	1690	2460	1000	3600
	1125	15	0,63	22,1	2C	900	2000	1200	2100	2220	1950	2390	1000	3600
H162IL	1200	16	0,63	22,1	2T	1000	2000	1200	2200	2220	1690	1560	1000	3600
	1200	16	0,63	22,1	2C	900	2000	1200	2200	2220	1950	2490	1000	3600

PT Power
Q Loading capacity
P Max. nº of people
V Speed

PL Doors opening
AP Height of doors
2C 2 Panel side openings
2T 2 P. central openings
SB Semi-automatic + bus
T Type of door

AC Car width
FC Car depth
A Height

AH Pit width
FH Pit depth
F Pit
H Headroom

-Dimensions for standard cars and skinplate decoration with porcelain floor.
-If the dimensions of your lift and car do not correspond to that of the standard measurements consult our sales team.
-2 entrance car.

H_2IF

Layouts and drawing

Plan view

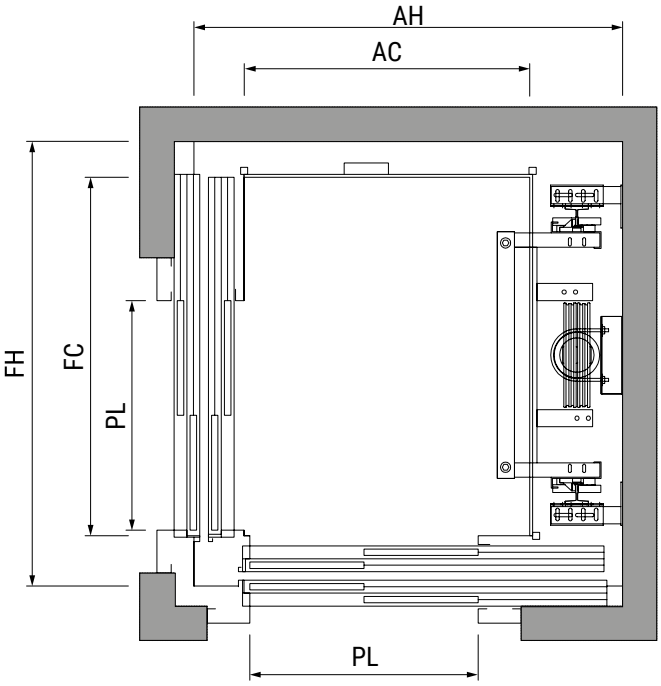

Height

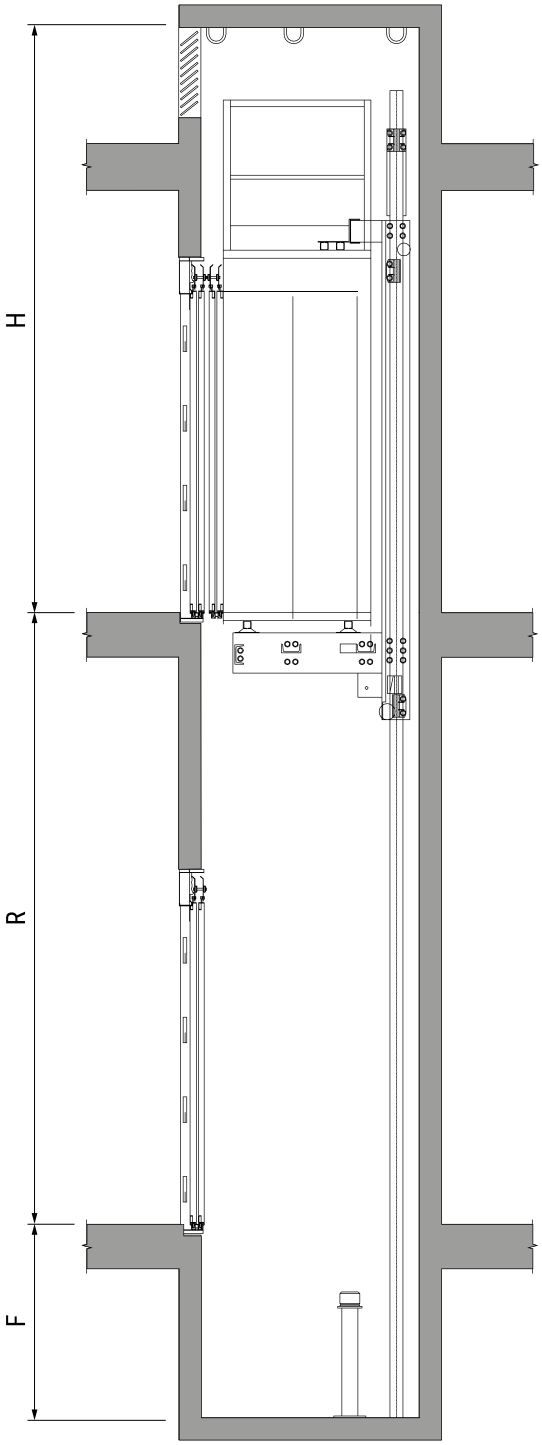

PL	Door opening
AC	Car width
FC	Car depth
AH	Pit width
FH	Pit depth
R	Travel
H	Headroom
F	Pit

REFERENCE	Characteristics				Doors			Car			Pit			
	Q Kg	**P**	**V** m/s	**PT** kW	**T**	**PL** mm	**AP** mm	**AC** mm	**FC** mm	**A** mm	**AH** mm	**FH** mm	**F** mm	**H** mm
H22IF	180	2	0,63	5,9	SB	700	2000	770	750	2220	1200	1040	1450	3600
H32IF	225	3	0,63	7,4	2T	700	2000	800	900	2220	1310	1310	1450	3600
	225	3	0,63	7,4	SB	700	2000	800	900	2220	1230	1170	1450	3600
H42IF	320	4	0,63	7,4	2T	700	2000	900	1000	2220	1370	1310	1000	3600
	320	4	0,63	7,4	SB	700	2000	900	1000	2220	1330	1270	1100	3600
H52IF	375	5	0,63	9,5	2T	700	2000	1000	1100	2220	1480	1410	1000	3600
H62IF	450	6	0,63	11,8	2T	800	2000	1000	1250	2220	1480	1560	1000	3600
H72IF	525	7	0,63	11,8	2T	800	2000	1100	1250	2220	1580	1560	1000	3600
H82IF	630	8	0,63	12,5	2T	800	2000	1250	1250	2220	1750	1560	1000	3600

PT Power
Q Loading capacity
P Max. nº of people
V Speed

PL Doors opening
AP Height of doors
2C 2 Panel side openings
2T 2 P. central openings
SB Semi-automatic + bus
T Type of door

AC Car width
FC Car depth
A Height

AH Pit width
FH Pit depth
F Pit
H Headroom

-Dimensions for standard cars and skinplate decoration with porcelain floor.
-If the dimensions of your lift and car do not correspond to that of the standard measurements consult our sales team.
-2 entrance car.

Car lifts

Lifts

These lifts are hydraulic designed for large loads for the vertical transport of automobiles accompanied by their driver, as well as industrial vehicles. This type of lifting equipment is used mainly in buildings that need a system that allows them to easily access different floors but for technical reasons cannot install a ramp.

It is available in three models according to weight and can be customized to include several safety and maintenance extras.

This lift is designed for communities of owners, work centres, public buildings and homes.

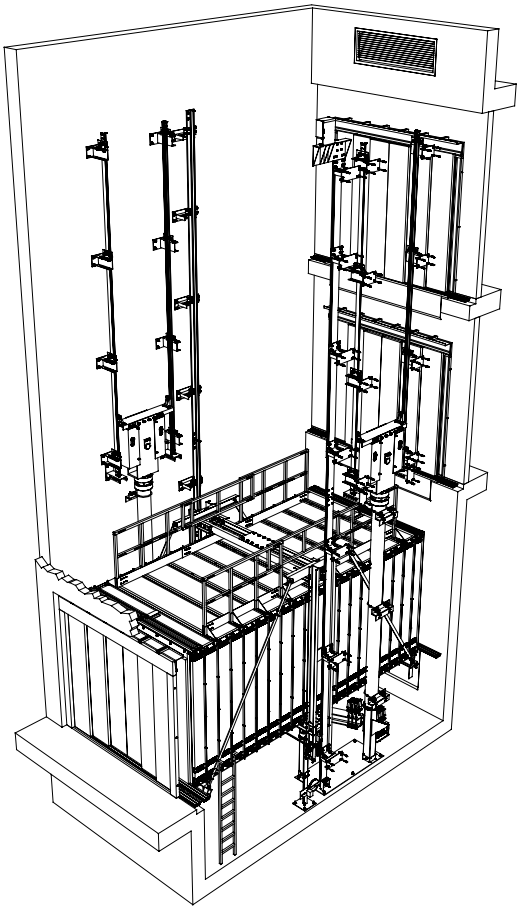

3500 - 4500 kg

At 180º and 0º

Maximum travel 21 m

Hydraulic

Consumes between 18.4 and 29.4 Kw*

Max. speed 0,30 m/s

Basic configuration

- Height of doors 2,000 mm.
  Direct acting (MCd) for travels less than 3 meters and indirect acting (MCi) for more than 3 meters.
- Car finish in epoxy paint, RAL 7032.
- Bump rails and handrails in folded sheets with the same paint as the car.
- Car floor made of 4 mm thick steel tread plate, finished standard in primer paint.
- Positional or built-in display in each of the car push buttons.
- Weights.
- Intercom.
- Safety edge in car doors.
- 5 Remote controls.

*Guideline consumption for car lifts with 3-stop and 6 meter travel.



Car lifts

Layouts and drawing

Section

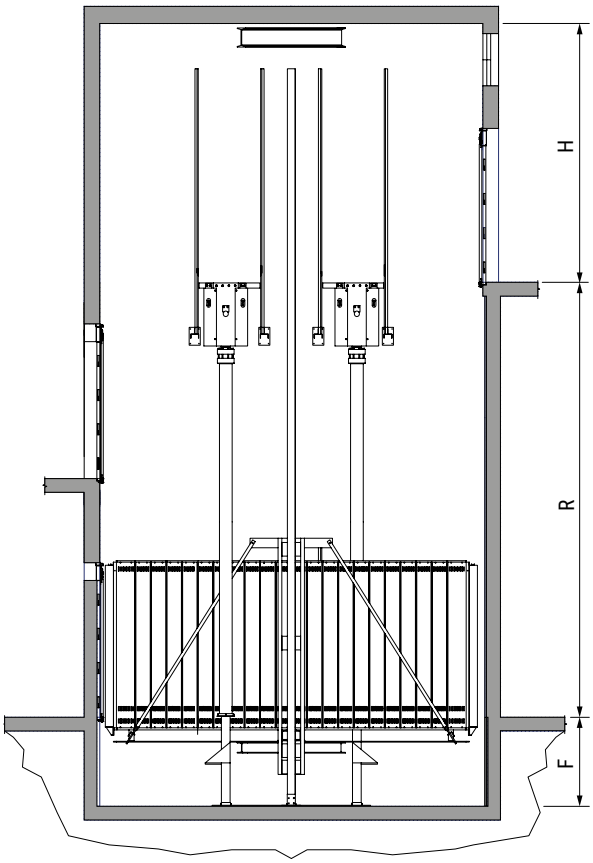

Plan view

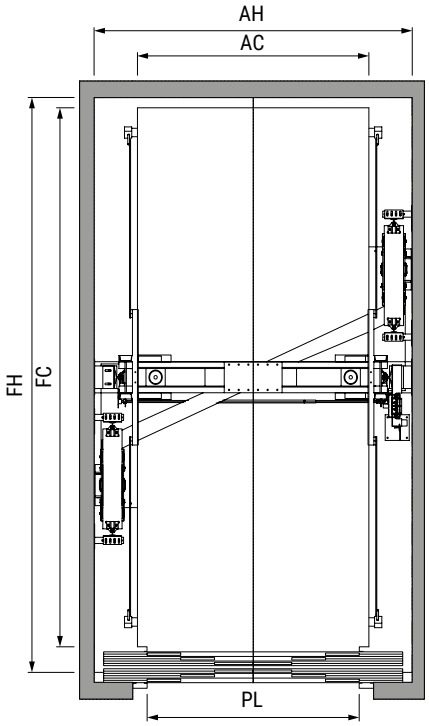

1 CAR ENTRANCE

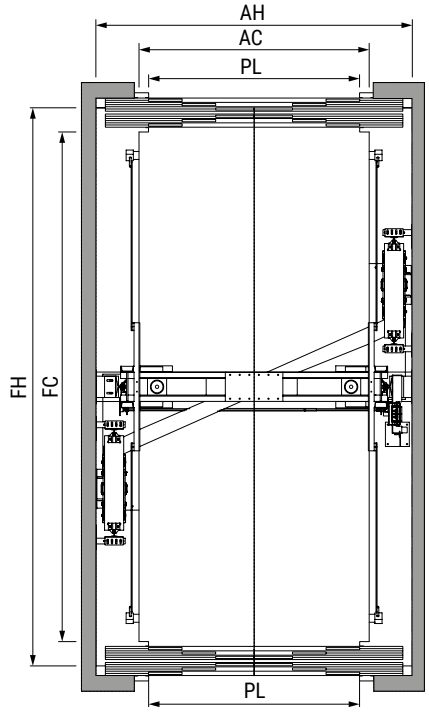

2 CAR ENTRANCE

PL	Door opening
AC	Car width
FC	Car depth
AH	Pit width
FH	Pit depth
R	Travel
H	Headroom
F	Pit

REFERENCE	Characteristics			Doors			Car			Pit			
	Q Kg	**E**	**V** m/s	**T**	**PL** mm	**AP** mm	**AC** mm	**FC** mm	**A** mm	**AH** mm	**FH** mm	**F** mm	**H** mm
MC_1-3500	3500	1	0,2 / 0,3	6HC	2200	2000	2400	5250	2100	3300	5600	1300	3500
MC_1-4000	4000	1	0,2 / 0,3	6HC	2400	2000	2600	5600	2100	3500	5950	1300	3500
MC_1-4500	4500	1	0,2 / 0,3	6HC	2500	2000	2800	5900	2100	3700	6250	1300	3500
MC_2-3500	3500	2 a 180º	0,2 / 0,3	6HC	2200	2000	2400	5250	2100	3300	5750	1300	3500
MC_2-4000	4000	2 a 180º	0,2 / 0,3	6HC	2400	2000	2600	5600	2100	3500	6100	1300	3500
MC_2-4500	4500	2 a 180º	0,2 / 0,3	6HC	2500	2000	2800	5900	2100	3700	6400	1300	3500

Q Loading capacity
E Entrance
V Speed

6HC 6 Central opening door panels
PL Door opening
AP Height of doors
T Type of door

AC Car width
FC Car depth
A Height

AH Pit width
FH Pit depth
F Pit
H Headroom

-Dimensions for standard cars and skinplate decoration with rubber or linoleum floors.
-If the dimensions of your lift and car do not correspond to that of the standard measurements consult our sales team.
-2 entrance car.

GOODS LIFTS



Small goods lifts MH

Goods lifts

Very useful and easy to transport items such as food, parcels, documents, etc... Due to the particular use to which these lifts are intended, they are installed mainly in restaurants, hotels, libraries, offices or hospitals.

The installation is relatively simple, for this it is necessary to have a space reserved for the installation of said device. To facilitate its use, save time and money, the installation on site have direct connection to the electrical grid to be used as a normal household appliance as there may be in your kitchen or living room.



50 - 100 kg

At 180º, 90º and 0º

Maximum travel 15 m

Hydraulic

Speed 0,40 m/s

Basic configuration

- Car height: 800 mm
- Engine in the pit and controller in car or motor and controller on the shaft side.
- Electrical pre-wired controller to 24V.
- Guillotine type doors in AISI-304 stainless steel sheet, 500 x 800 mm. (50kg). And 700 x 800 mm. (100 kg).
- Possibility of up to three stops.
- Overpressure safety valve (hydraulic version).
- Safety contact at the end of the travel.
- Rupture valve.
- Door locks and pre-locks.
- Car in stainless steel.
- 1 Intermediate tray.

Small goods lifts MH

Layouts and drawing

Plan view

FRONT ACCESS

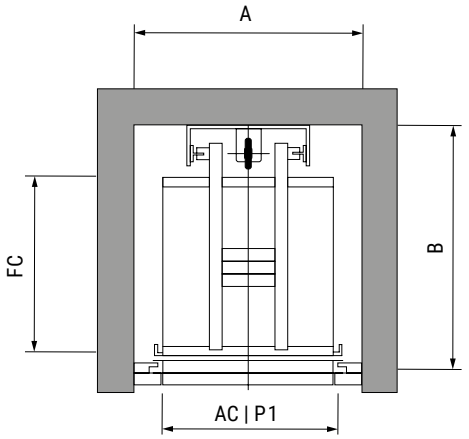

SIDE ACCESS

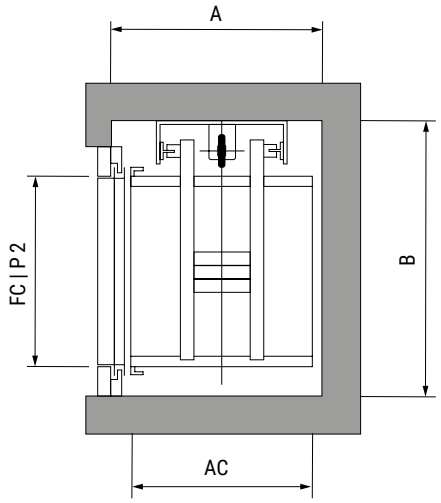

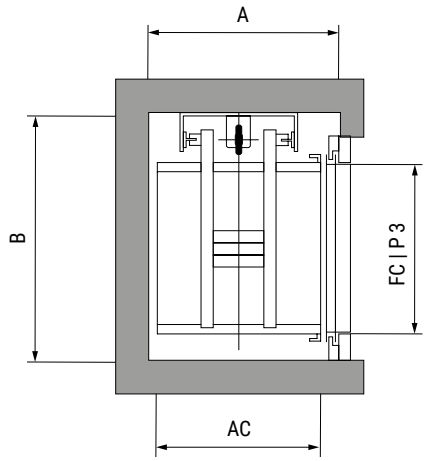

Height

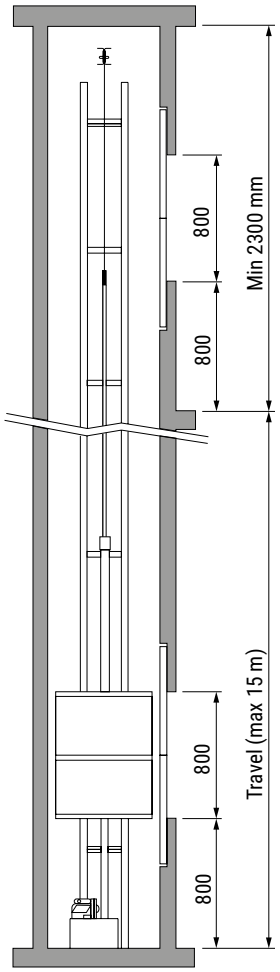

AC	Car width
FC	Car depth
P1	Door 1
P2	Door 2
P3	Door 3
A	Pit Width
B	Pit depth

REFERENCE	Characteristics				Doors			Car		Without structure		With structure	
	Q Kg	**T** kW	**M** kW	**V** m/s	**P1** mm	**P2** mm	**P3** mm	**AC** mm	**FC** mm	**A** mm	**B** mm	**A** mm	**B** mm
FRONT ACCESS	50	0,37	0,55	0,40	500	-	-	500	500	660	705	785	785
	100	1,10	1,10	0,40	500	-	-	500	500	660	705	785	785
	50	0,37	0,55	0,40	600	-	-	600	600	760	805	885	885
	100	1,10	1,10	0,40	600	-	-	600	600	760	805	885	885
	50	0,37	0,55	0,40	650	-	-	650	650	810	855	935	935
	100	1,10	1,10	0,40	650	-	-	650	650	810	855	935	935
	50	0,37	0,55	0,40	700	-	-	700	700	860	905	985	985
	100	1,10	1,10	0,40	700	-	-	700	700	860	905	985	985
SIDE ACCESS	50	0,37	0,55	0,40	-	500	500	500	500	585	730	690	835
	100	1,10	1,10	0,40	-	500	500	500	500	585	730	690	835
	50	0,37	0,55	0,40	-	600	600	600	600	685	830	790	935
	100	1,10	1,10	0,40	-	600	600	600	600	685	830	790	935
	50	0,37	0,55	0,40	-	650	650	650	650	735	880	840	985
	100	1,10	1,10	0,40	-	650	650	650	650	735	880	840	985
	50	0,37	0,55	0,40	-	700	700	700	700	785	930	890	1035
	100	1,10	1,10	0,40	-	700	700	700	700	785	930	890	1035

Q Loading capacity
M Single phase power
T Three-phase power
V Speed

P1 Door 1
P2 Door 2
P3 Door 3

AC Car width
FC Car depth

A Pit width
B Pit depth

A Pit width
B Pit depth

-In the side door model it is possible to choose the location of the door between P2 or between P3, never both in this model.
-Dimensions for standard car.
-If the pit measurements of your small goods lift do not correspond to that of the standard measurements, consult our sales team.
-Model of 1 access.

Small goods lifts MH

Layouts and drawing

Plan view

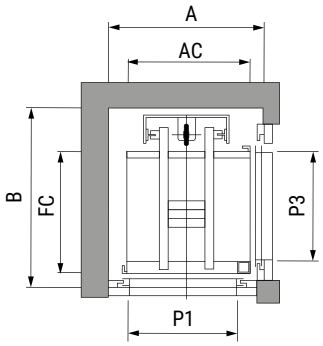

DOUBLE CAR ACCESSES AT 90

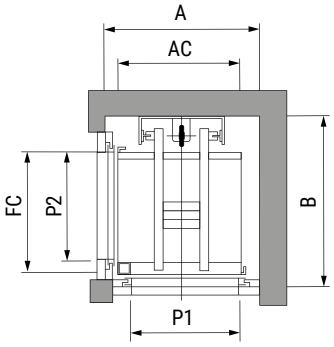

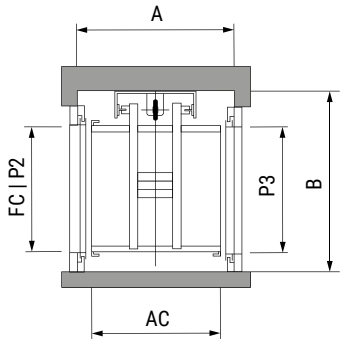

DOUBLE CAR ACCESSES AT 180

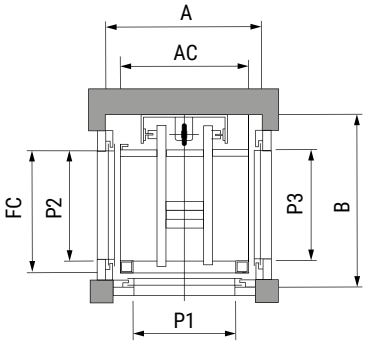

TRIPLE CAR ACCESSES

Height

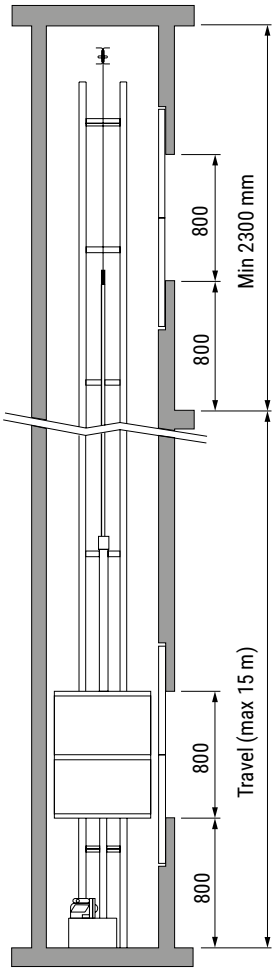

AC	Car width
FC	Car depth
P1	Door 1
P2	Door 2
P3	Door 3
A	Pit Width
B	Pit depth

REFERENCE	Characteristics				Doors			Car		Without structure		With structure	
	Q Kg	**T** kW	**M** kW	**V** m/s	**P1** mm	**P2** mm	**P3** mm	**AC** mm	**FC** mm	**A** mm	**B** mm	**A** mm	**B** mm
DOUBLE CAR ACCESSES AT 90	50	0,37	0,55	0,40	450	450	450	500	500	635	705	735	785
	100	1,10	1,10	0,40	450	450	450	500	500	635	705	735	785
	50	0,37	0,55	0,40	550	550	550	600	600	735	805	835	885
	100	1,10	1,10	0,40	550	550	550	600	600	735	805	835	885
	50	0,37	0,55	0,40	600	600	600	650	650	785	855	885	935
	100	1,10	1,10	0,40	600	600	600	650	650	785	855	885	935
	50	0,37	0,55	0,40	650	650	650	700	700	835	905	935	985
	100	1,10	1,10	0,40	650	650	650	700	700	835	905	935	985
DOUBLE CAR ACCESSES AT 180	50	0,37	0,55	0,40	-	500	500	500	500	610	730	690	835
	100	1,10	1,10	0,40	-	500	500	500	500	610	730	690	835
	50	0,37	0,55	0,40	-	600	600	600	600	710	830	790	935
	100	1,10	1,10	0,40	-	600	600	600	600	710	830	790	935
	50	0,37	0,55	0,40	-	650	650	650	650	760	880	840	985
	100	1,10	1,10	0,40	-	650	650	650	650	760	880	840	985
	50	0,37	0,55	0,40	-	700	700	700	700	810	930	890	1035
	100	1,10	1,10	0,40	-	700	700	700	700	810	930	890	1035
TRIPLE CAR ACCESSES	50	0,37	0,55	0,40	400	450	450	500	500	610	705	690	785
	100	1,10	1,10	0,40	400	450	450	500	500	610	705	690	785
	50	0,37	0,55	0,40	500	550	550	600	600	710	805	790	885
	100	1,10	1,10	0,40	500	550	550	600	600	710	805	790	885
	50	0,37	0,55	0,40	550	600	600	650	650	760	855	840	935
	100	1,10	1,10	0,40	550	600	600	650	650	760	855	840	935
	50	0,37	0,55	0,40	600	650	650	700	700	810	905	890	985
	100	1,10	1,10	0,40	600	650	650	700	700	810	905	890	985

Q Loading capacity
M Single phase power
T Three-phase power
V Speed

P1 Door 1
P2 Door 2
P3 Door 3

AC Car width
FC Car depth

A Pit width
B Pit depth

A Pit width
B Pit depth

-Dimensions for standard car.
-If the pit measurements of your small goods lift do not correspond to that of the standard measurements, consult our sales team.
-Model of 2 or 3 doors.

Goods lift PRH

Goods lifts

Our day to day is not only composed of people around us but we are surrounded by an infinite amount of objects that facilitate our journey and in many cases need to be transported.

Our solutions are able to adapt to the needs of the customer offering lifting solutions, all with a wide range of options of size, weight or height and allowing the customer customize it with extras in security and maintenance that lengthen the lifetime of the service.

All these solutions are designed for industrial centres, hotels, car parks, hospitals or libraries.

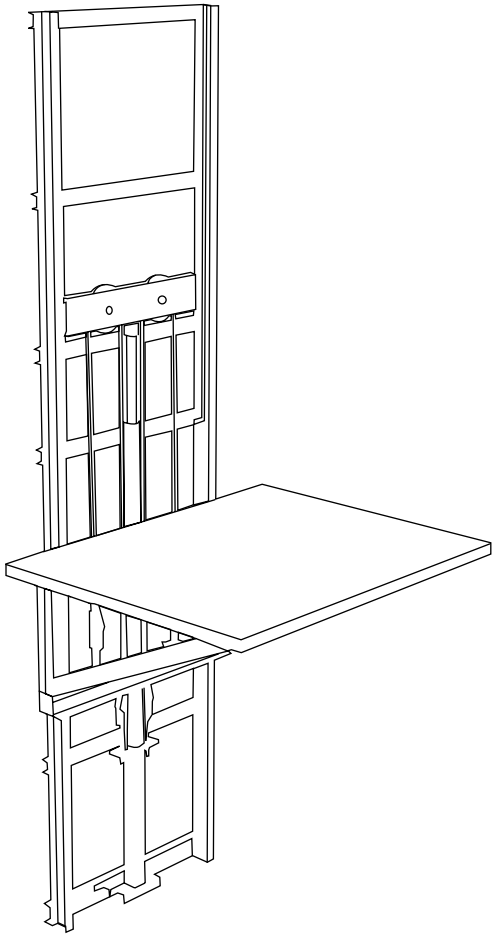

150 - 3000 kg

At 180º, 90º and 0º

Maximum travel 12 m

Hydraulic

Speed 0,1 - 0,2 m/s

Basic configuration

- Platform with “Gray Hammer Effect” finish.
- Anti-slip steel floor.
- Semi-pre-assembled electric operation of 24V for 2 stops through electric board, or with programmable automation for three or more stops or with special options (levelling, shutter doors etc.)
- Landing station with emergency stop.
- Slack rope system with electrical safety contact.
- Over travel safety switch.
- High pressure safety valve.
- Rupture valve.
- Travel time control.
- Safe Guard protection on the guide sides.
- Door security system by means of an electric lock (recommended) or retiring cam.
- Re-levelling system.

Goods lift PRH

Layouts and drawing

Perspective

Plan view

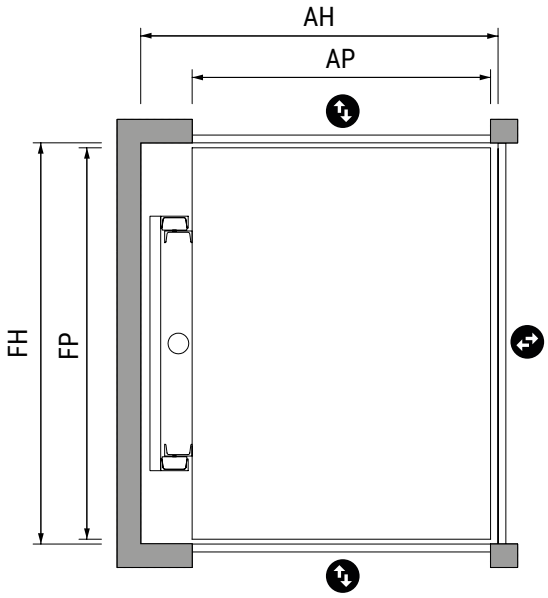

AH	Pit width
AP	Platform width
FH	Pit depth
FP	Platform depth

	Characteristics		Width		Depth		Shaft		Pit		
	Q Kg	**V** m/s	**AM** mm	**AX** mm	**FM** mm	**FX** mm	**AH** mm	**FH** mm	**PRH-1** mm	**PRH-1(2)** mm	**PRH-1-I** mm
REFERENCE	kg										
PRH-1	150	0,1 / 0,2	500	900	550	1200	AP+150	FP+50	100	-	750
	300	0,1 / 0,2	600	1300	750	1500	AP+180	FP+50	210	-	750
	400	0,1 / 0,2	600	1300	750	1500	AP+180	FP+50	210	-	750
	500	0,1 / 0,2	600	1300	950	2000	AP+180	FP+50	210	450	900
	750	0,1 / 0,2	800	1500	950	2500	AP+210	FP+50	210	550	1000
	1000	0,1 / 0,2	800	2000	1150	2700	AP+230	FP+50	250*	550	1000
	1500	0,1 / 0,2	800	2000	1150	3000	AP+260	FP+50	270*	650	1250
	2000	0,1 / 0,2	1000	2000	1650	3500	AP+260	FP+50	280*	650	1500
	3000	0,1 / 0,2	1000	2000	1650	3200	AP+280	FP+50	-	650	1500

Q Loading capacity
V Speed

AM Width minimum
AX Width maximum

FM Depth minimum
FX Depth maximum

AH Pit width
FH Pit depth

PRH-1 Simple ram
PRH-1(2) Simple ram
PRH-1-I Simple ram

*Consult according to measurements.
-Standard dimensions.
-Doors with electric locks supplied by the customer.
-Goods only.
-If the pit dimensions of your goods lift do not correspond to that of the standard measurements, consult our sales team.

Goods lift PRH

Layouts and drawing

Perspective

Plan view

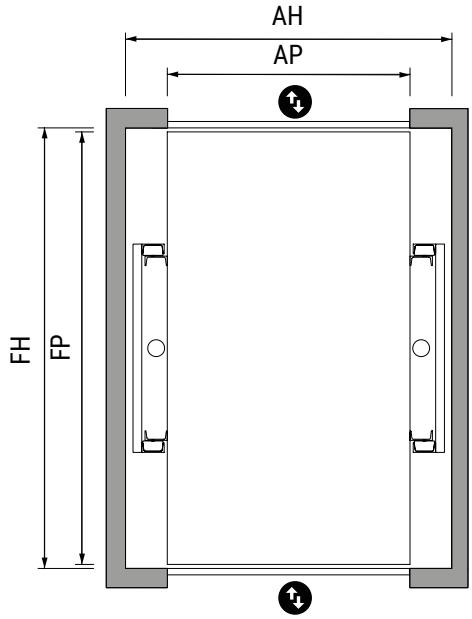

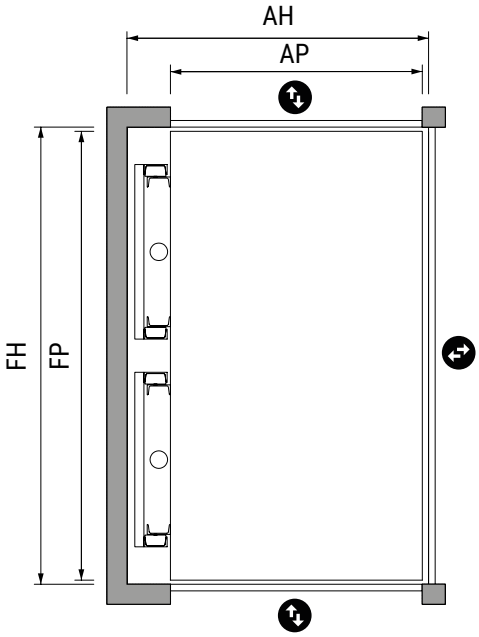

AH Pit width
AP Platform width
FH Pit depth
FP Platform depth

REFERENCE	Characteristics		Dimensions		Shaft		Pit			
	Q Kg	**V** m/s	**AP** mm	**FP** mm	**AH** mm	**FH** mm	**PRH-2** mm	**PRH-2-I** mm	**PRH-2-1** mm	**PRH-2-1-I** mm
PRH-2	1500	0,1 / 0,2	2000	3000	2360	3050	550	1600	-	-
	2000	0,1 / 0,2	2500	5000	2920	5050	550	1600	-	-
	3000	0,1 / 0,2	2500	5000	2960	5050	600	1800	-	-
	4000	0,1 / 0,2	2500	5000	3020	5050	650	2300	-	-
	5000	0,1 / 0,2	2500	5000	3060	5050	650	2300	-	-
PRH-2 1	2000	0,1 / 0,2	2500	5000	2780	5050	-	-	1300	1300
	3000	0,1 / 0,2	2500	5000	2800	5050	-	-	2000	2000

Q Loading capacity
V Speed

AP Platform width
FP Platform depth

AH Pit width
FH Pit depth

PRH-2 Opposing twin rams
PRH-2-I Opposing twin rams
PRH-2-1 Twin rams in a line
PRH-2-1-I Twin rams in a line

-Standard dimensions.
-Doors with electric locks supplied by the customer.
-Goods only.
-If the pit dimensions of your goods lift do not correspond to that of the standard measurements, consult our sales team.

ACCESSIBILITY



EVP

Accessibility

Designed for single-family homes, these lifts are intended for people with mobility problems and looking for a versatile solution, which is silent, economical and fits properly to your home.

In these lifts we offer multiple customisation options inside the car, looking for a total integration with the aesthetic and decoration of the house.

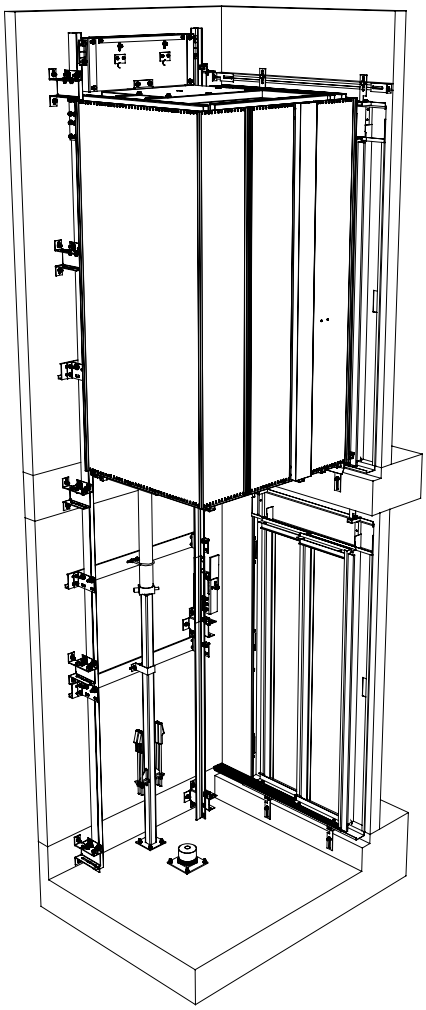

385 kg

2 persons

Maximum travel 20 m

At 180º, 90º and 0º

Hydraulic

Speed ≤ 0,15 m/s

EVP1

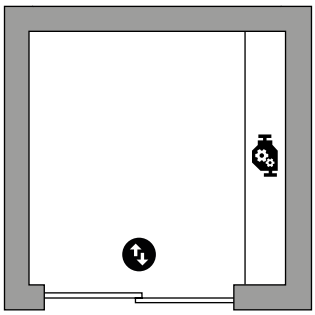

EVP2-180

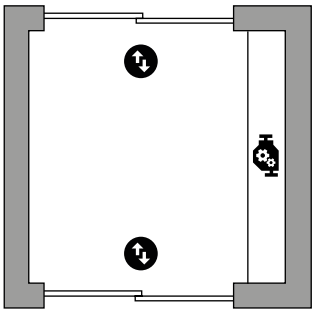

EVP2-90

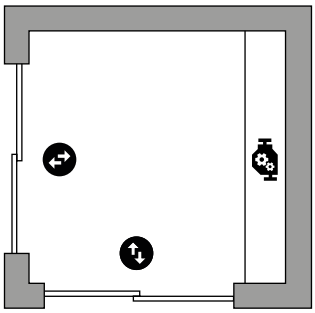

EVP3

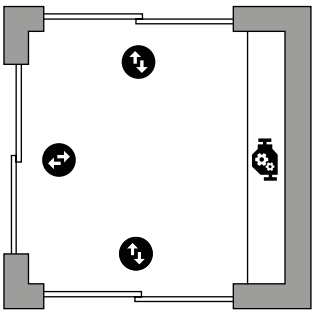

Basic configuration

- System of impulsion by means of a hydraulic plunger single acting hydraulic cylinder, indirect boost (2:1 ratio) and a pressure of 35 to 40 bar.
- Hydraulic power pack with progressive start and stop solenoid valve, manual descent button, ball valve and hand pump.
- Electrical panel with electronic board and pre-assembled wiring in pit and car.
- Platform operation by means of a “continuous push button” (dead man switch), without doors in the car.
- Stainless steel COP in car (vertical/horizontal), emergency type stop button, push button alarm, floor indicator (only car without doors).
- Overload light indicator.
- Visual indicator of car on floor, display in car.
- Possibility of up to 3 entrances in each of the levels.
- Single phase electric motor 3CV (2,200W) / 15 A.
- Anti-slip black rubber floor.
- Standard series car decoration, according to our decoration catalogue (Request it).

EVP1

Layouts and drawing

Plan view

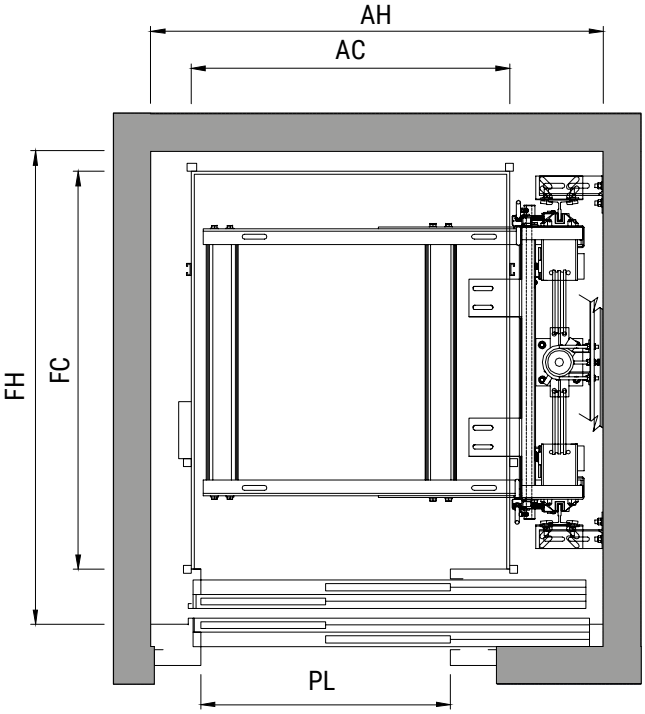

Height

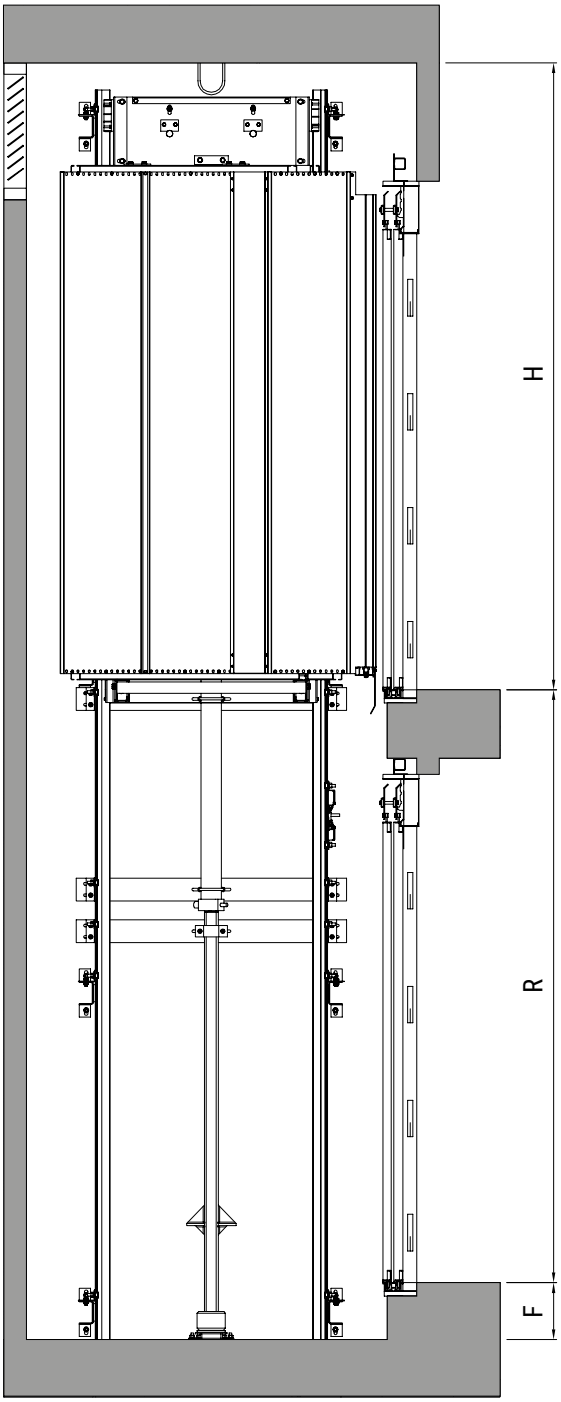

PL	Door opening
AC	Car width
FC	Car depth
AH	Pit width
FH	Pit depth
R	Travel
H	Headroom
F	Pit

REFERENCE	Characteristics				Doors			Car			Pit			
	Q Kg	**P**	**V** m/s	**PT** kW	**T**	**PL** mm	**AP** mm	**AC** mm	**FC** mm	**A** mm	**AH** mm	**FH** mm	**F** mm	**H** mm
EVP1 SP	385	2	≤ 0,15	1,62	SC	600 700 800 900	2000	1000	1250	2150	1400	1450	180	2500
	385	2	≤ 0,15	1,62	SC		2000	1100	1400	2150	1500	1600	250	2500
EVP1 SB	385	2	≤ 0,15	1,62	SB	600 700 800 900	2000	1000	1250	2150	1400	1450	180	2500
	385	2	≤ 0,15	1,62	SB		2000	1100	1400	2150	1500	1600	250	2500
EVP1 2T	385	2	≤ 0,15	1,62	2T	600 700 800	2000	1000	1250	2150	1450	1500	250	2500
	385	2	≤ 0,15	1,62	2T	900	2000	1000	1250	2150	1600	1500	250	2500
	385	2	≤ 0,15	1,62	2T	600 700 800	2000	1100	1400	2150	1500	1650	250	2500
	385	2	≤ 0,15	1,62	2T	900	2000	1100	1400	2150	1600	1650	250	2500

PT Power
Q Loading capacity
P Max. nº of people
V Speed

PL Doors opening
AP Height of doors
2T 2 Panel side openings
SB Semi-automatic + bus
SC Without doorsin the car
T Type of door

AC Car width
FC Car depth
A Height

AH Pit width
FH Pit depth
F Pit
H Headroom

-Dimensions for standard cars and skinplate decoration with rubber or linoleum floors.
-If the dimensions of your lift and car do not correspond to that of the standard measurements consult our sales team.
-1 entrance car.

EVP2-180

Layouts and drawing

Plan view

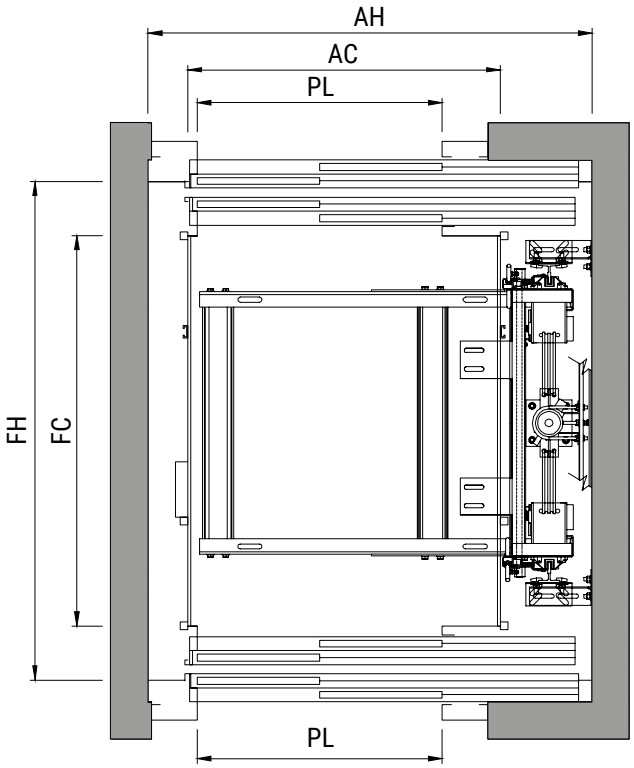

Height

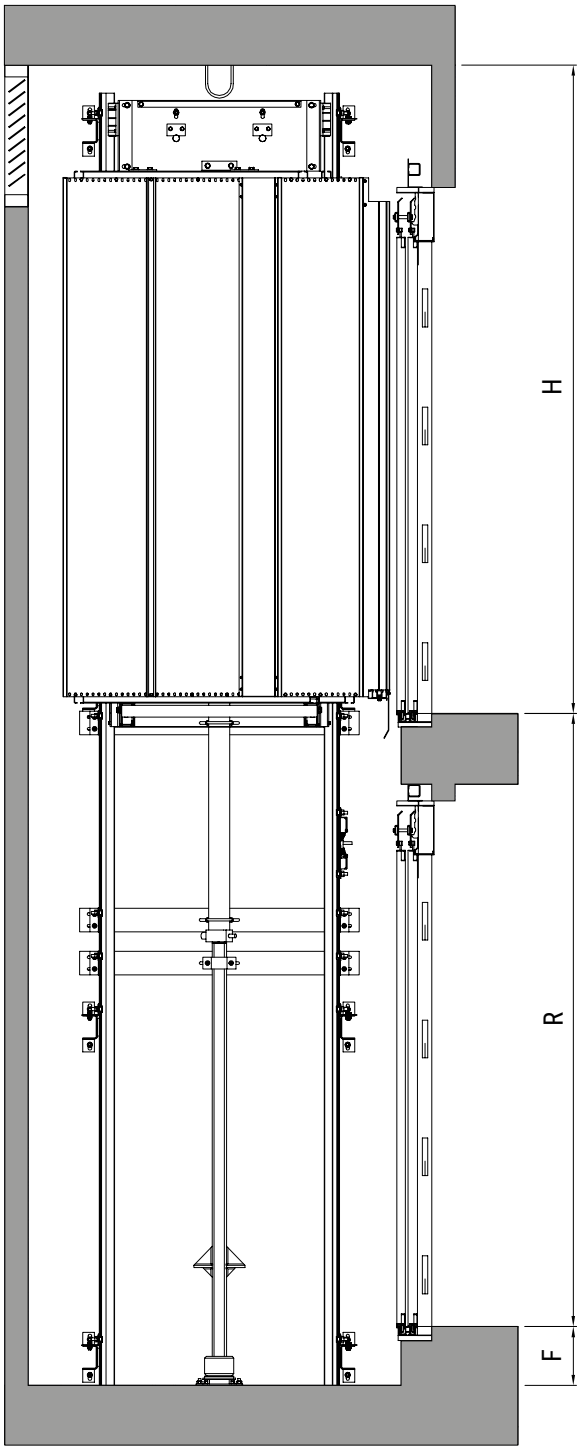

PL	Door opening
AC	Car width
FC	Car depth
AH	Pit width
FH	Pit depth
R	Travel
H	Headroom
F	Pit

REFERENCE	Characteristics				Doors			Car			Pit			
	Q Kg	**P**	**V** m/s	**PT** kW	**T**	**PL** mm	**AP** mm	**AC** mm	**FC** mm	**A** mm	**AH** mm	**FH** mm	**F** mm	**H** mm
EVP2-180 SP	385	2	≤ 0,15	1,62	SC	600 700 800 900	2000	1000	1250	2150	1400	1550	180	2500
	385	2	≤ 0,15	1,62	SC		2000	1100	1400	2150	1500	1700	250	2500
EVP2-180 SB	385	2	≤ 0,15	1,62	SB	600 700 800 900	2000	1000	1250	2150	1400	1550	180	2500
	385	2	≤ 0,15	1,62	SB		2000	1100	1400	2150	1500	1700	250	2500
EVP2-180 2T	385	2	≤ 0,15	1,62	2T	600 700 800	2000	1000	1250	2150	1450	1600	250	2500
	385	2	≤ 0,15	1,62	2T	900	2000	1000	1250	2150	1550	1610	250	2500
	385	2	≤ 0,15	1,62	2T	600 700 800	2000	1100	1400	2150	1500	1750	250	2500
	385	2	≤ 0,15	1,62	2T	900	2000	1100	1400	2150	1600	1750	250	2500

PT Power
Q Loading capacity
P Max. nº of people
V Speed

PL Doors opening
AP Height of doors
2T 2 Panel side openings
SB Semi-automatic + bus
SC Without doors in the car
T Type of door

AC Car width
FC Car depth
A Height

AH Pit width
FH Pit depth
F Pit
H Headroom

-Dimensions for standard cars and skinplate decoration with rubber or linoleum floors.
-If the dimensions of your lift and car do not correspond to that of the standard measurements consult our sales team.
-2 entrance car.

EVP2-90

Layouts and drawing

Plan view

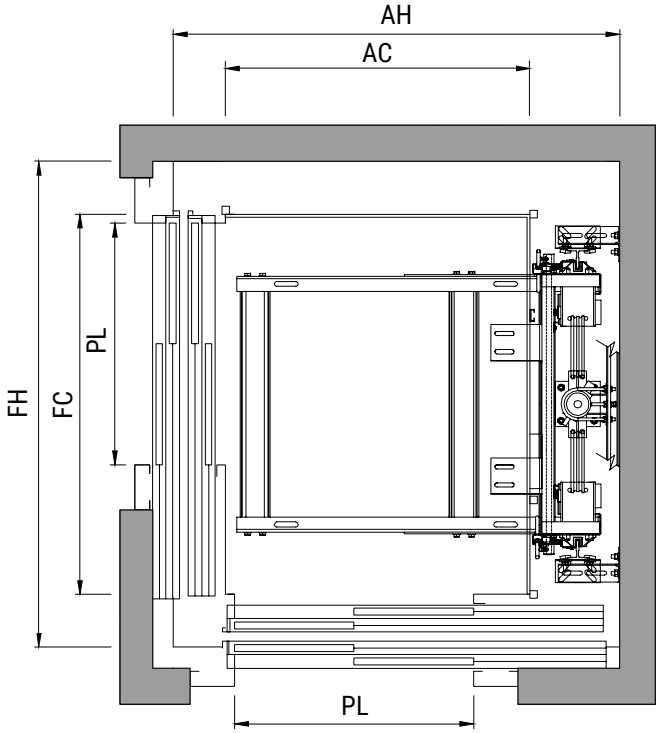

Height

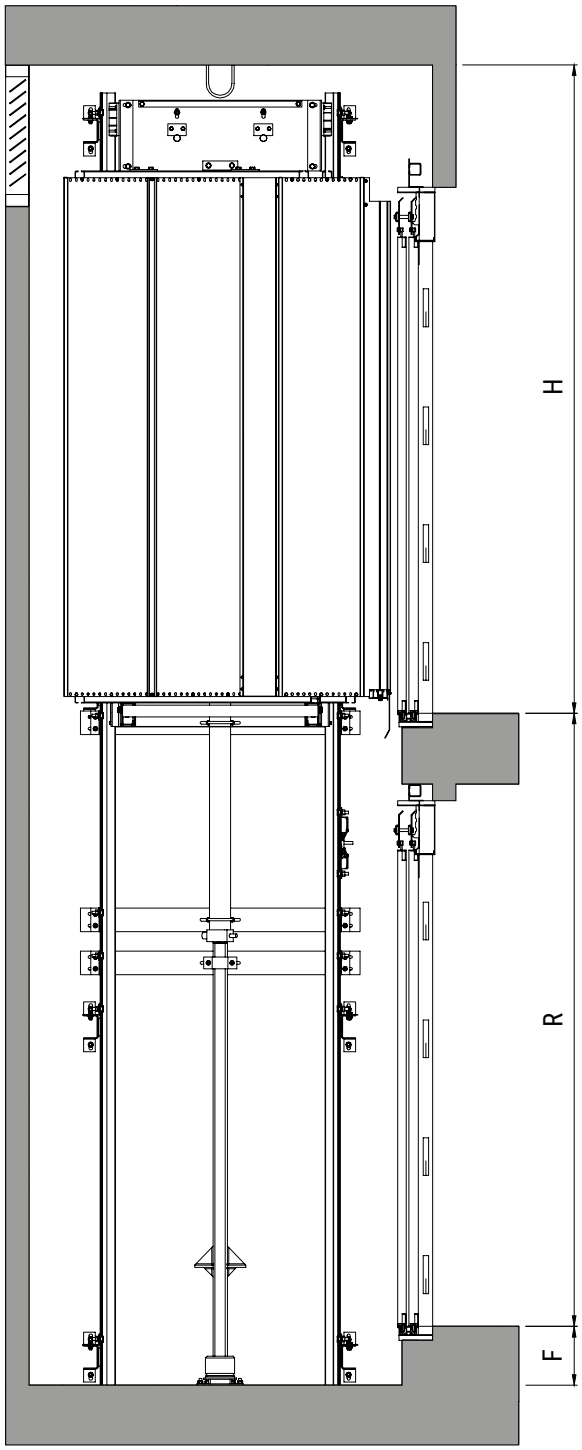

PL	Door opening
AC	Car width
FC	Car depth
AH	Pit width
FH	Pit depth
R	Travel
H	Headroom
F	Pit

REFERENCE	Characteristics				Doors			Car			Pit			
	Q Kg	**P**	**V** m/s	**PT** kW	**T**	**PL** mm	**AP** mm	**AC** mm	**FC** mm	**A** mm	**AH** mm	**FH** mm	**F** mm	**H** mm
EVP2-90 SP	385	2	≤ 0,15	1,62	SC	600 700 800 900	2000	1000	1250	2150	1450	1500	180	2500
	385	2	≤ 0,15	1,62	SC		2000	1100	1400	2150	1550	1650	250	2500
EVP2-90 SB	385	2	≤ 0,15	1,62	SB	600 700 800 900	2000	1000	1250	2150	1450	1500	180	2500
	385	2	≤ 0,15	1,62	SB		2000	1100	1400	2150	1550	1650	250	2500
EVP2-90 2T	385	2	≤ 0,15	1,62	2T	600 700 800	2000	1000	1250	2150	1450	1550	250	2500
	385	2	≤ 0,15	1,62	2T		2000	1250	1250	2150	1730	1700	250	2500
	385	2	≤ 0,15	1,62	2T	900	2000	1000	1250	2150	1610	1600	250	2500
	385	2	≤ 0,15	1,62	2T	600 700 800	2000	1100	1400	2150	1550	1670	250	2500
	385	2	≤ 0,15	1,62	2T	900	2000	1100	1400	2150	1610	1670	250	2500

PT Power
Q Loading capacity
P Max. nº of people
V Speed

PL Doors opening
AP Height of doors
2T 2 Panel side openings
SB Semi-automatic + bus
SC Without doors in the car
T Type of door

AC Car width
FC Car depth
A Height

AH Pit width
FH Pit depth
F Pit
H Headroom

-Dimensions for standard cars and skinplate decoration with rubber or linoleum floors.
-If the dimensions of your lift and car do not correspond to that of the standard measurements consult our sales team.
-2 entrance car.

EVP3

Layouts and drawing

Plan view

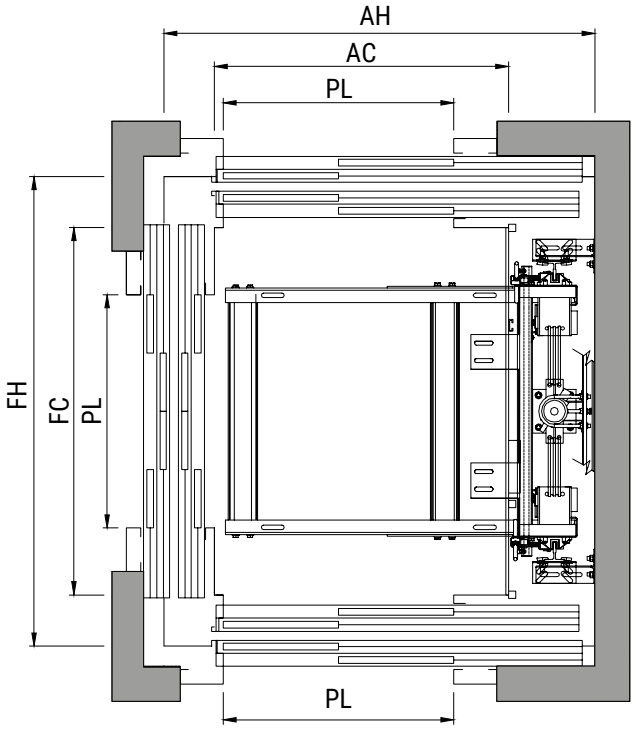

Height

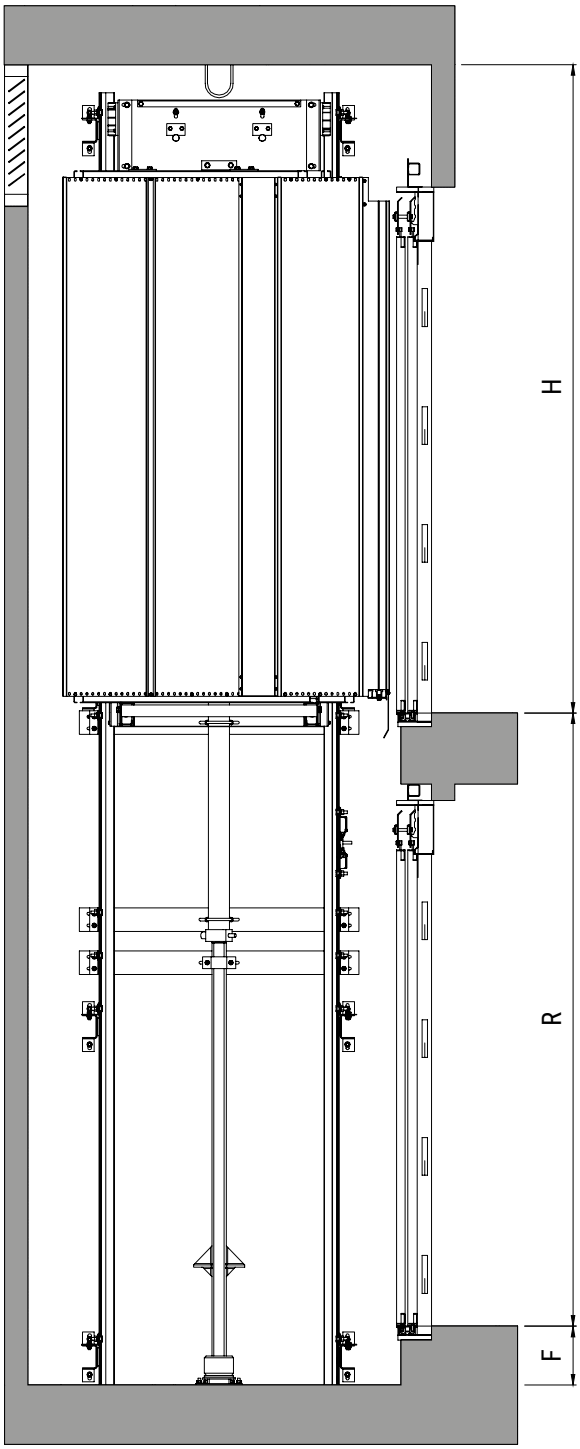

PL	Door opening
AC	Car width
FC	Car depth
AH	Pit width
FH	Pit depth
R	Travel
H	Headroom
F	Pit

REFERENCE	Characteristics				Doors			Car			Pit			
	Q Kg	**P**	**V** m/s	**PT** kW	**T**	**PL** mm	**AP** mm	**AC** mm	**FC** mm	**A** mm	**AH** mm	**FH** mm	**F** mm	**H** mm
EVP3 SP	385	2	≤ 0,15	1,62	SC	600 700 800 900	2000	1000	1250	2150	1450	1550	180	2500
	385	2	≤ 0,15	1,62	SC		2000	1100	1400	2150	1550	1700	250	2500
EVP3 SB	385	2	≤ 0,15	1,62	SB	600 700 800 900	2000	1000	1250	2150	1450	1550	180	2500
	385	2	≤ 0,15	1,62	SB		2000	1100	1400	2150	1550	1700	250	2500
EVP3 2T	385	2	≤ 0,15	1,62	2T	600 700 800	2000	1000	1250	2150	1450	1600	250	2500
	385	2	≤ 0,15	1,62	2T	900	2000	1000	1250	2150	1610	1600	250	2500
	385	2	≤ 0,15	1,62	2T	600 700 800	2000	1100	1400	2150	1550	1750	250	2500
	385	2	≤ 0,15	1,62	2T	900	2000	1100	1400	2150	1610	1750	250	2500

PT Power
Q Loading capacity
P Max. nº of people
V Speed

PL Doors opening
AP Height of doors
2T 2 Panel side openings
SB Semi-automatic + bus
SC Without doors in the car
T Type of door

AC Car width
FC Car depth
A Height

AH Pit width
FH Pit depth
F Pit
H Headroom

-Dimensions for standard cars and skinplate decoration with rubber or linoleum floors.
-If the dimensions of your lift and car do not correspond to that of the standard measurements consult our sales team.
-3 entrance car.

Stair lift

Accessibility

This lifting solution uses a chair or platform preassembled on a rail, so that when a person climbs onto the chair or a wheelchair to the platform, it moves along the rail on the path of the staircase. It is usually necessary to have a socket to provide power to the stair lift, although most come equipped with a rechargeable battery.

The stair lift usually come with a fixed chair and stair lift platforms or with lifts prepared to be used with wheelchairs.

In some cases, they have hooks or accessories to transport a folded wheelchair or small loads (such as shopping).

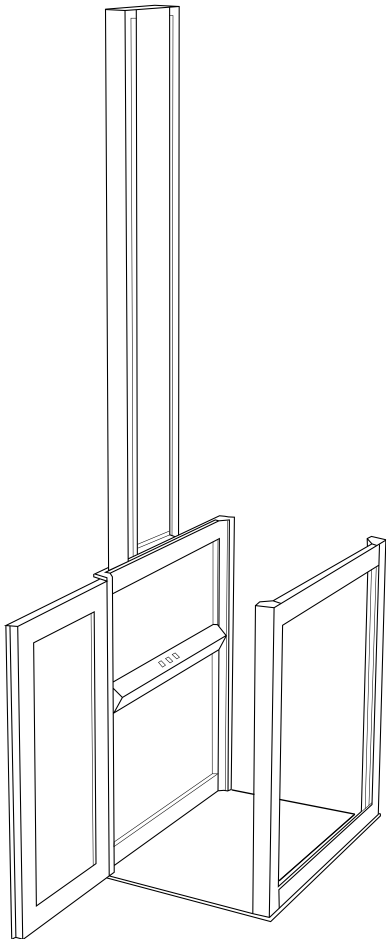

125 - 300 kg

At 0º, 90º, 180º & Triple

It depends on the model

Electric/Hydraulic

Nº of car doors Max. 3

Speed 0,1 - 0,15 m/s

Minimum escape 2 m

HDP Max travel 3 m

Basic configuration

STRAIGHT AND CURVE CHAIR

- Padded seat and backrest.
- Seat belt.
- Armrest, footrests and folding seat.
- Rotating seat.
- Switch on and off.
- Diagnostic screen.
- Battery recharge position.
- Safety sensors.
- Remote control.

Basic configuration

SER AND SVR

- Paint RAL 7035 and RAL 9005 combined
- Automatic re-leveling
- Safety tray.
- Manual pulsation dead man type.
- Emergency stop switch. Automated arms with the push up or down control.
- Automated base folding.
- Anti-slip aluminium floor.
- Safety system hydraulic circuit (for SVR model)

Basic configuration

HDP

- Plunger single acting hydraulic cylinder or telescopic synchronized.
- Hydraulic power station with starting electro valve and progressive stop and manual emergency descent button.
- Platform equipped with protectors, 1.2 m high, finished in in sheet metal or glazed.
- Stainless steel handrails.
- Steel cabinet for hydraulic group and electric panel.
- Pre-wired controller at 24V dead man acting switch.
- Automatic re-leveling
- Anti-crushing device under the base.

Stair lift

Models

1 Straight chair **2** SVR **3** SPV **4** Curved chair **5** HDP **6** SER

REFERENCE	Characteristics					Properties			Dimensions		Security measures
	Q Kg	**T** kW	**M** kW	**V** m/s	**TM**	**DE**	**RE** mm	**EM**	**PT** mm	**AT** mm	**MS**
Straight chair	127	0,25	-	0,15	E	R	P	-	585	560	Seatbelt
Curved chair	125	0,25	-	0,15	E	C/I	P	-	750	560	Seatbelt
SER	250	0,75	1,13	0,1	E	I/R	20000	2	700	830	Tubular barriers
SVR	225	0,75	1,13	0,1	H	VE	1800	2	760	1000	Tubular barriers
SPV	225	0,75	1,13	0,1	E	C/I	P	2	760	1000	Tubular barriers
HDP	300	0,75	1,13	0,1	H	VE	3000	1/2/3	1250	950	Half-height car

TM Type of motor
Q Loading capacity
M Single phase power
T Three-phase power
V Speed
E Electric
H Hydraulic

DE Displacement
RE Travel
EM Access
VE Vertical
R Straight
C Curved
I Inclined
P Personalised

PT Total depth
AT Total width

MS Security measures

-Dimensions for standard cars and skinplate decoration with rubber or linoleum floors.
-If the dimensions of your lift and car do not correspond to that of the standard measurements consult our sales team.
-In the stairlifts (Straight and Curve) its power is 24V DC (Included).

MECHANICAL STAIRS



Mechanical stairs

Mobility

The escalators stand out for their robustness and the ease they have to transport a large number of users at different levels in a short period of time (up to 9,000 people per hour).

Our designs offer their passengers an excellent quality in their components, as well as the safety required by current regulations; in this last point, we try to be above expectations.

This mobility solution is designed for areas with a large influx of public such as shopping centres, hotels or official buildings and can be installed both indoors and outdoors.

4500 - 9000 People/hour

30º and 35º

Maximum height 14 m

Electric

Step width 600 - 1000 mm

Speed 0,50 m/s

Basic configuration

- Auto-lube.
- Auxiliary brake, according to EN-115.
- Black handrail
- Contact for static electricity.
- Emergency stop push button.
- Security contacts in railing entrance.
- Security contact in the chain.
- Direction change sensor.
- Short circuit contact.
- RCD (Residual current device) protections.
- Speed sensor.
- Emergency sensor for break of rung and chain.
- Light in access/exits.
- Fault log display.



Mechanical stairs

Layouts and drawing

Model 35º

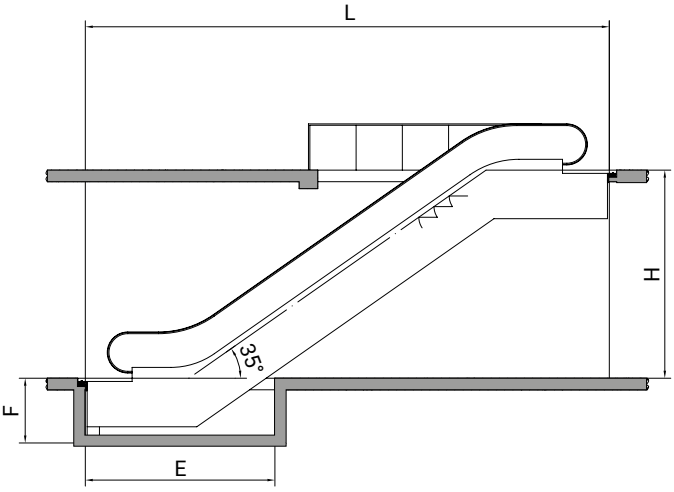

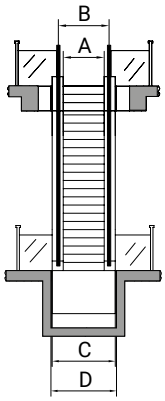

Model 30º

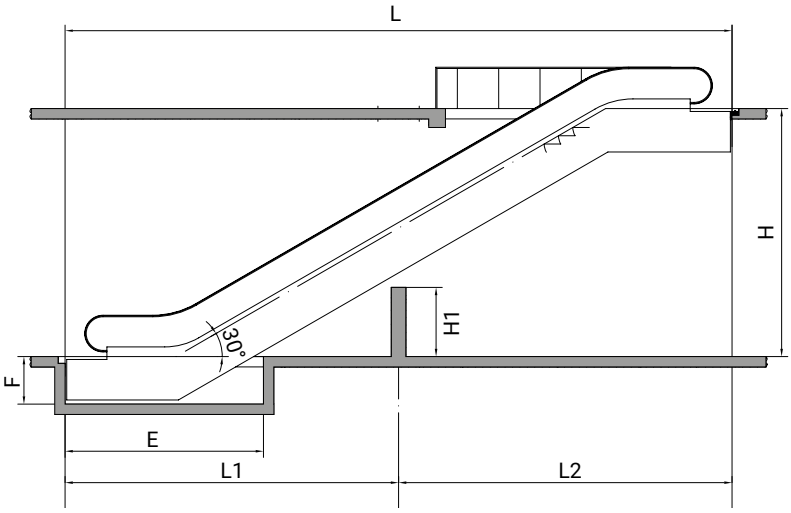

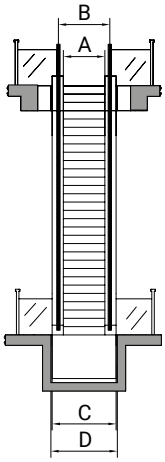

A	Step width
B	Length between handrails
C	Outside width
D	Pit width
E	Pit depth
H	Maximum height
F	Pit height
L	Distance between landings

REFERENCE	Characteristics				Dimensions					Pit			
	PH	**H** mm	**I**	**V** m/s	**A** mm	**B** mm	**C** mm	**LX** mm	**L** mm	**D** mm	**F** mm	**EP**	**E** mm
Model 35º	4500	6000	35º	0,5	600	838	1140	13473	(H x 1,428) + 4905	1200	1400	2	4100
	6750	6000	35º	0,5	800	1038	1340	13473		1400	1400	2	4100
	9000	6000	35º	0,5	1000	1238	1540	13473		1600	1400	2	4100
Model 30º Single	4500	6000	30º	0,5	600	838	1140	15150	(H x 1,732) + 4765	1200	1400	2	4300
	6750	10000	30º	0,5	800	1038	1340	23065*	(H x 1,732) + 5745	1400	1400	3	4800
	9000		30º	0,5	1000	1238	1540			1600	1400		
Model 30º Double	4500	6000	30º	0,5	600	838	1140	15150	(H x 1,732) + 4765	1200	1150	2	4300
	6750	10000(1)	30º	0,5	800	1038	1340	23065*	(H x 1,732) + 5745	1400	1150	3	4800
	9000		30º	0,5	1000	1238	1540			1600	1150		

PH People per hour
H Maximum height
I Inclination
V Speed

LX Maximum length without support
A Step width
B Length between handrails
C Outside width
L Distance between landings

EP Flat steps in landing
D Pit width
F Pit height
E Pit depth

*It takes 1 pillar of reinforcement; the measurements of L, L1 or L2 should not exceed 15 metres when using a pillar.
The height of said pillar corresponds to H1 = 0.57735* (L1-2.685) -1.435
*(1) The 10000 mm model is an individual model
-The individual model of 35º and 30º can go both indoors and outdoors, the 30º double model can only go indoors.
-Standard dimensions.
-The supply and assembly of escalators and moving walkways will only be carried out with in Spanish territory.
-If the steps of your escalator do not correspond to that of the standard measurements consult our sales team.

MOVING WALKWAY

Moving walkway

Mobility

These types of systems are frequent in airports to facilitate access in long stretches between terminals or within them. They are also found in supermarkets with several levels, since unlike escalators, they also allow transport with the cart. The angle of inclination must not exceed 7º or 12,3% in order to be considered suitable for people with reduced mobility.

The travelators have variable speeds, which increases at the beginning, shortly after detecting a weight and it is reduced shortly before it leaves the belt. The difference in speed is approx. Factor 1,8. The technical solution consists of separating or approaching the plates in the central zone, thus achieving difference speeds in different sections of the same belt.

6750 - 13500 People/hour

0º and 12º

Maximum height 6 - 8 m

Electric

Step width 800 - 1400 mm

Speed 0,50 m/s

Basic configuration

- Auto-lube.
- Auxiliary brake, according to EN-115.
- Black handrail.
- Contact for static electricity.
- Emergency stop push button.
- Security contacts in railing entrance.
- Security contact in the chain.
- Direction change sensor.
- Short circuit contact.
- RCD protections.
- Speed sensor.
- Emergency sensor for break of rung and chain.
- Light in access/exits.
- Fault log display.

Moving walkway

Layouts and drawing

12º Inclined

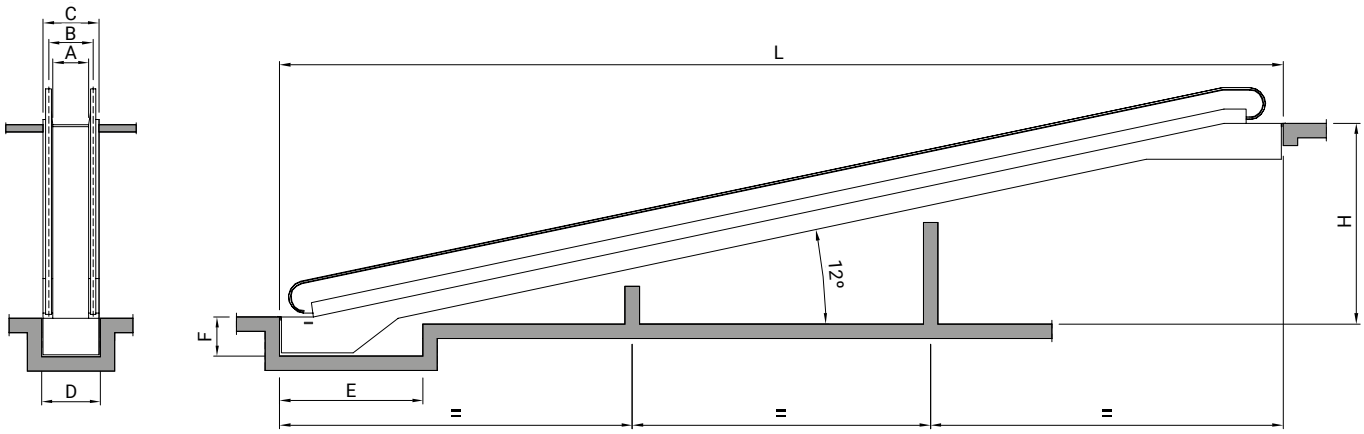

0º Horizontal

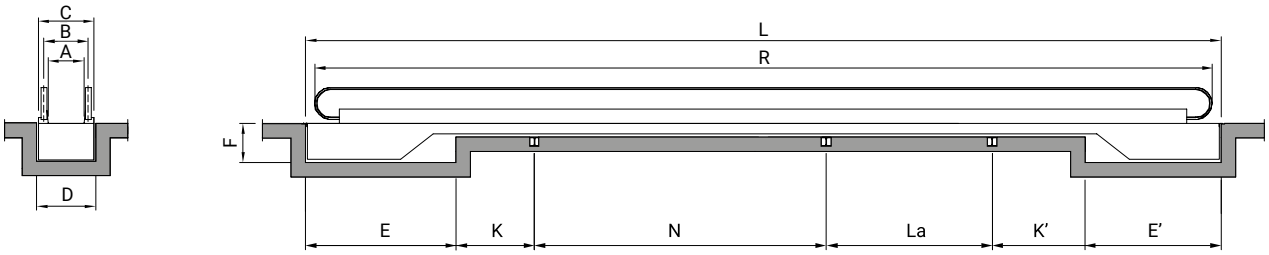

La	Dimensions to consult
A	Step width
B	Length between handrails
C	Outside width
D	Pit width
E	Pit length 1 (Machinery zone)
E'	Pit length 2 (return zone)
H	Maximum height
F	Pit depth
L	Distance between landings
R	Handrail length
K	Constant – 1.070mm
K'	Constant – 1.230mm
N	Dimensions to consult

REFERENCE	Characteristics				Dimensions					Pit			
	PH	**H** m	**I**	**V** m/s	**A** mm	**B** mm	**C** mm	**LX** mm	**L** mm	**D** mm	**F** mm	**E** mm	**E'** mm
12º Inclined	6750	8	12º	0,5	800	1038	1340	14994	(Hx4,7046)	1400	1100	4000	-
								29978(1)	+				
	9000	8	12º	0,5	1000	1238	1540	40187(1)	2550	1600	1100	4000	-
	6750	6	12º	0,5	800	1038	1340	17403	(Hx4,7046)	1400	1100	5600	-
								32402(2)	+				
	9000	6	12º	0,5	1000	1238	1540	33103(2)	4875	1600	1100	5600	-
0º Horizontal	6750	-	0º	0,5	800	1038	1340	9000	R+1020	1400	1200	5000	5700
	9000	-	0º	0,5	1000	1238	1540	9000	R+1020	1600	1200	5000	5700
	11250	-	0º	0,5	1200	1430	1740	9000	R+1020	1800	1200	5000	5700
	13500	-	0º	0,5	1400	1648	1950	9000	R+1020	2010	1200	5000	5700

PH People per hour
H Maximum height
I Inclination
V Speed

LX Maximum length without support
A Step width
B Length between handrails
C Outside width
L Distance between landings

D Pit width
F Pit depth
E Pit depth 1
E' Pit depth 2

*(1) 1 Pillar if H> 2,645, 2 Pillars if H> 5,830
* (2) 1 Pillar if H>2,663 2 Pillars if H> 5,852
-The length range of the "horizontal 0 º" model is 12m ≤ L ≤ 100m
-Standard dimensions.
-The supply and assembly of escalators and travelators will only be carried out within Spanish territory.
-If the pit dimensions of your travelators do not correspond to that of the standard measurements, consult our sales team

ESTADIO CIUDAD D

Embarba, is an international company, founded in 1963, its activity being design, manufacturing, installation, repair, refurbish and maintenance of lifting devices, stairs and travelators.

Embarba has in its headquarters with more than 40000 m2 of surface, distributed in warehouses, factories, repair workshops, offices and departments, one of them the R +D I, where it has test towers for testing and verification of their products, prior to serial production and marketing. It has more than 100 equipped delegations in accordance with current regulations, distributed in the national and international territory.

Embarba has implemented and applied a total quality management system for the design, manufacture, assembly, installation and final inspection of lifts, in accordance with the Lift Directive 2014/33 / EU, Annex XIII.

Embarba, besides fulfilling the current regulations, have the following certifications always fulfilling the desire for continuous improvement: UNE-EN ISO 9001 since 1999 - Nº. Of certificate: 0.04.07007, Environmental Management according to ISO 14001: 2004. -. Certificate: 3.00.11138, BS BS OHSAS 18001: 2007 - Nº. Certificate: 18001.11203 and the certificate of important and modifications in accordance with Annex IV of RD 88/2013.

All certificates are issued by TÜV Rheinland Ibérica Inspection,
Certification & Testing, S.A., Entity of Certification accredited by ENAC, Certification of energy rating of lifts, stairs and corridors mechanics according to VDI 4707.

EMBARBA IN SPAIN

ANDALUCÍA
MÁLAGA (Central)
Av. Velázquez 327
t. 952 176 517
fax. 952 246 016
embarba @embarba.com

Antequera
C/ Cruz Blanca 9
t. 952 842 267
antequera@embarba.com

Estepona
C/ San Roque 25
t. 952 802 798
estepona@embarba.com

Fuengirola
C/ Ramón y Cajal, 23
t. 952 462 572
fuengirola@embarba.com

Marbella
C/ Málaga 40
t. 952 764 816
marbella@embarba.com

Torremolinos
C/ Decano Pedro Navarrete, 1
t. 952 386 485
torremolinos@embarba.com

Torrox Costa
Urb. Bau Hoffman,
Avda. Europa Blq. 80 Local
t. 952 534 514
torrox@embarba.com

Velez-Málaga
C/ Amapola, 6 Bajo
t. 952 534 514

ALMERÍA
C/ Granada 101 Bajo
t. 950 259 855
almeria@embarba.com

CÁDIZ
C/ Barrié 24
t. 956 214 919
cadiz@embarba.com

Algeciras
Urb. Doña Casilda, Bloque 7
t. 956 661 340
algeciras@embarba.com

Jerez de la Frontera
C/ Belgrado, 1
Urb. El Ángel, Local 22
t. 956 214 919
t. 956 141 168
jerez@embarba.com

GRANADA
C/ Dr. Alejandro Otero,
Blq. Genil
t. 958 261 842
granada@embarba.com

Motril
C/ Cruces, 24
t. 958 881 450

Santa Fé
C/ Cura Morelos, 1
t. 958 261 842

HUELVA
C/ Alosno, 17
t. 959 235 694
huelva@embarba.com

JAÉN
Av. Granada, 47
t. 953 241 912
jaen@embarba.com

Linares
Av. Andalucía, 29
t. 953 696 759
linares@embarba.com

CÓRDOBA
C/ Miguel Benzo, 10
t. 957 234 661
t. 957 414 507
cordoba@embarba.com

Puente Genil
Av. Estación 36, Bajo
t. 957 602 057

SEVILLA
C/ Feria, 144
t. 954 903 345
sevilla@embarba.com

Dos Hermanas
Edif. Resid. Vijaldoso, Local 3
Bajo A
t. 954 903 345

ARAGÓN
HUESCA
C/ San Jorge, 64
t. 974 210 080
huesca@embarba.com

TERUEL
Ctra. Alcañiz, 3
t. 978 608 051
teruel@embarba.com

ZARAGOZA
C/ Duquesa Villahermosa, 131
t. 976 498 054
zaragoza@embarba.com

ASTURIAS
GIJÓN
Avenida del Llano, 59
t. 985 152 699
asturias@embarba.com

OVIEDO
C/ Catedrático Rodrigo Uría, 1
t. 985 252 517
oviedo@embarba.com

BALEARES
PALMA DE MALLORCA
Ctra. de Valldemosa, 62 Dcha.
t. 971 599 178
mallorca@embarba.com

IBIZA
C/ Canarias, 31 esq. C/ San
Cristofol, Edif. Cetis.
t. 971 078 026
ibiza@embarba.com

CANARIAS
LAS PALMAS DE GRAN
CANARIAS
Avda. Escaleritas, 66 Bajo
t. 928 949 299
laspalmas@embarba.com

SANTA CRUZ DE TENERIFE
Prolongación Ramón y Cajal, 7
Edf. Orquídea - Local 5
t. 922 109 633
tenerife@embarba.com

CANTABRIA
SANTANDER
C/ Marqués de la Hermida, 40
t. 942 312 388
santander@embarba.com

CASTILLA LA MANCHA
ALBACETE
C/ Muelle, 26
t. 967 244 779
albacete@embarba.com

CIUDAD REAL
C/ Diego De Almagro, 3
t. 926 213 101
creal@embarba.com

CUENCA
C/ Duque de Ahumada, 2
t. 969 239 336
cuenca@embarba.com

GUADALAJARA
C/ Felipe Solano Antelo,13 Local 24
t. 949 214 673

Puertollano
C/ Ancha, 7
13500 Puertollano
t. 926 431 889

TALAVERA DE LA REINA
C/ Francisco Aguirre, 218
t. 925 806 642
toledo@embarba.com

TOLEDO
C/ Esparteros, 8
t. 925 283 020

CASTILLA Y LEÓN
ÁVILA
Av. de los Hornos Caleros, 21
t. 920 213 037
avila@embarba.com

BURGOS
C/ Manuel Altolaguirre, 20 Bajo
t. 947 489 782
burgos@embarba.com

LEÓN
Carretera General, 25
t. 987 269 186
leon@embarba.com

Ponferrada
Avda. de Galicia, 27, esquina
C/ Campomanes
t. 987 405 782
ponferrada@embarba.com

PALENCIA
C/ Diego Laínez, 7
t. 979 728 034
palencia@embarba.com

SALAMANCA
C/ Los Hidalgos, 8-12
t. 923 257 619
salamanca@embarba.com

SEGOVIA
C/ Badajoz, 1
t. 921 437 377
segovia@embarba.com

VALLADOLID
Paseo de Zorrilla, 150, Bajo Dcha.
t. 983 274 273
valladolid@embarba.com

ZAMORA
C/ Peña Trevinca, 32
t. 980 525 128
zamora@embarba.com

CATALUÑA
BARCELONA
Calle Fernando Pessoa, 37
t. 935 175 117
barcelona@embarba.com

GIRONA
C/ Riu Onyar, 20 Bajo
t. 972 961 000
girona@embarba.com

LLEIDA
C/ D'Esperança Gonzalez, 3 Local
1
t. 973 597 111
25001 Lleida
lleida@embarba.com

TARRAGONA
C/ Mosen Ritort i Faus, 23-25
t. 977 940 002
tarragona@embarba.com

CEUTA
C/ Salud Tejero, 18 Local
t. 956 504 695
ceuta@embarba.com

COMUNIDAD VALENCIANA
ALICANTE
Av. Maestro Alonso, 87
t. 965 257 021
fax. 965 257 489
alicante@embarba.com

Elche
C/ Concepción Arenal, 46
t. 965 448 222

CASTELLÓN
C/ Guitarrista Fortea, 2
t. 964 236 132
castellon@embarba.com

VALENCIA
C/ Gil y Morte, 16
t. 963 421 385
valencia@embarba.com

EXTREMADURA
BADAJOZ
Av. Adolfo Díaz Ambrona, 14 Bajo
t. 924 277 057
badajoz@embarba.com

CÁCERES
C/ Caupolicán, 2 Local 8
t. 927 260 008

GALICIA
LA CORUÑA
Ronda de Outeiro, 293
t. 981 253 587
coruna@embarba.com

LUGO
C/ Santiago, 106
t. 982 231 136
lugo@embarba.com

ORENSE
Avda. Otero Pedrayo, 42
t. 988 228 798
orense@embarba.com

VIGO (Pontevedra)
C/ Maestro Montes, 5
t. 986 274 202
vigo@embarba.com

LA RIOJA
LOGROÑO
C/ Eliseo Pinedo, 6
t. 941 275 824
larioja@embarba.com

MADRID
C/ Algodonales, 63
t. 913 114 058
madrid@embarba.com

MELILLA
t. 952 691 182
C/ Juan De Lara, 11 Bajo
melilla@embarba.com

MURCIA
Av. Principe de Asturias, 16 Bajo
t. 968 221 135
t. 968 247 998
murcia@embarba.com

Cartagena
C/ Picos de Europa, 14 Bajo
t. 968 314 116

NAVARRA
PAMPLONA (Burlada)
Plaza de la Constitución, 11
t. 948 128 916
navarra@embarba.com

PAÍS VASCO
BILBAO-BILBO
C/ Blas de Otero, Lonja 2-1 Izq.
t. 946 467 030
bizkaia@embarba.com

SAN SEBASTIÁN-DONOSTIA
Avda. De Felipe IV, 9 Bajo
t. 943 100 220
gipuzkoa@embarba.com

VITORIA-GASTEIZ
C/ Cofradía de Arriaga, 4 Bajo
t. 945 100 077
araba@embarba.com

EMBARBA IN THE WORLD

GIBRALTAR
Suite 9, Office floor
Water Gardens 5
Waterport Wharf GX11 1AA
+350 200 70 222
gibraltar@embarba.com

IRÁN
Embarba Asanbar
Unit 309, 3rd Floor, Naroon
Commercial Complex, Niavaran,
Tehran, Irán
t. +98 21 26 11 9001
www.embarba.ir
info@embarba.ir

MAROC
Ascenseurs Embarba SARL
Lot. el Amal Av/Guira Mhanech 2
N 140. 93030 Tétouan, Maroc.
t. +212 (0) 539 945728
maroc@embarba.com

MÉXICO
Embarba Elevadores, S.A. de C.V.
Avda. Mexiquense, no. 492
Almacén 17, Nave 4
Santiago Teyahualco Tultepec, Estado de México. C.P. 54980
t. + 52 7159 5410
t. + 52 7159 5420
rdluna@embarbamexico.com

PERÚ
Embarba Elevadores, S.A.
Oficina Comercial: Avda.
Universitaria 833, Oficina 201.
Distrito de San Miguel.
Planta: Avda. Óscar R.
Benavides 2086. Lima-Cercado
t. +511 391 2262
embarbaelevadores@embarbaperu.com

U.K.
Paragon Lift Company Ltd
Unit 4. Waterside Business Park
Wheelhouse Road
Rugeley, Staffordshire.
WS15 1LJ
t. +44 (0) 1889 584 300
info@paragonlifts.co.uk

EMBARBA DEALERS

ARGELIA
Djana Ascenseurs et
Escaliers Mecaniques
Cité Krim Belkacem groupe 03 lot
nº10 Dar El Beida, Argel - Argelia
t. +213 550 30 22 48
t. +213 23 81 61 11
djana_ascenseur@yahoo.fr

BOLIVIA
Kalifra, LTDA
Av. Arce, 2799
Edif. Fortaleza, Piso 5, Of. 502
La Paz, Bolivia.
t. +591 2 2435033
t. +591 2 2435034
info@kalifra.com

GHANA
Ervytech Ghana Limited
P.O. Box Kn 1720 Kaneshie, Accra
Ghana
t. +233 244883792
ervytechghana@gmail.com

Hello
World !!!

A. EMBARBA, S.A.
ESPAÑA
Avda. Velázquez, 327 - 29004
Málaga
t. (+34) 952 176 517
embarba@embarba.com
www.embarba.com
facebook.com/aembarba.sa

1963

LIFT EMBARBA LTD.
GIBRALTAR
Suite 9, Office floor
Water Gardens 5
Waterport Wharf
GX11 1AA Gibraltar
t. +350 20070222

1989



ASCENSEURS EMBARBA SARL.
MAROC
Ascenseurs Embarba SARL
Lot. el Amal Av/Guira Mhanech 2 N
140. 93030 Tétouan, Maroc.
t. +212 (0) 539 945728
maroc@embarba.com

2008

PARAGON LIFT COMPANY LTD.
U.K.
Paragon Lift Company Ltd
Unit 4. Waterside Business Park
Wheelhouse Road
Rugeley, Staffordshire.
WS15 1LJ
t. +44 (0) 1889 584 300
info@paragonlifts.co.uk

2009

EMBARBA ELEVADORES, S.A. DE C.V.
MÉXICO
Embarba Elevadores, S.A. de C.V.
Avda. Mexiquense, no. 492
Almacén 17, Nave 4
Santiago Teyahualco Tultepec,
Estado de México. C.P. 54980
t. + 52 7159 5410
t. + 52 7159 5420
rdluna@embarbamexico.com

2016

EMBARBA ELEVADORES, S.A.
PERÚ
Av. Mariscal Óscar R. Benavides
N° 2086
Lima
t. +511 391 2262
embarbaelevadores@embarbaperu.com

2016

embarbaelevadores@embarbaperu.com

EMBARBA ASANBAR
IRÁN
Embarba Asanbar
Unit 309 ,3rd Floor ,Naroon Commercial Complex ,Niavaran , Tehran , Irán
t. +98 21 26 11 9001
www.embarba.ir
info@embarba.ir

2017