


Goods lift PRH


Goods lifts


Our day to day is not only composed of people around us but we are surrounded by an infinite amount of objects that facilitate our journey and in many cases need to be transported.


Our solutions are able to adapt to the needs of the customer offering lifting solutions, all with a wide range of options of size, weight or height and allowing the customer customize it with extras in security and maintenance that lengthen the lifetime of the service.


All these solutions are designed for industrial centres, hotels, car parks, hospitals or libraries.

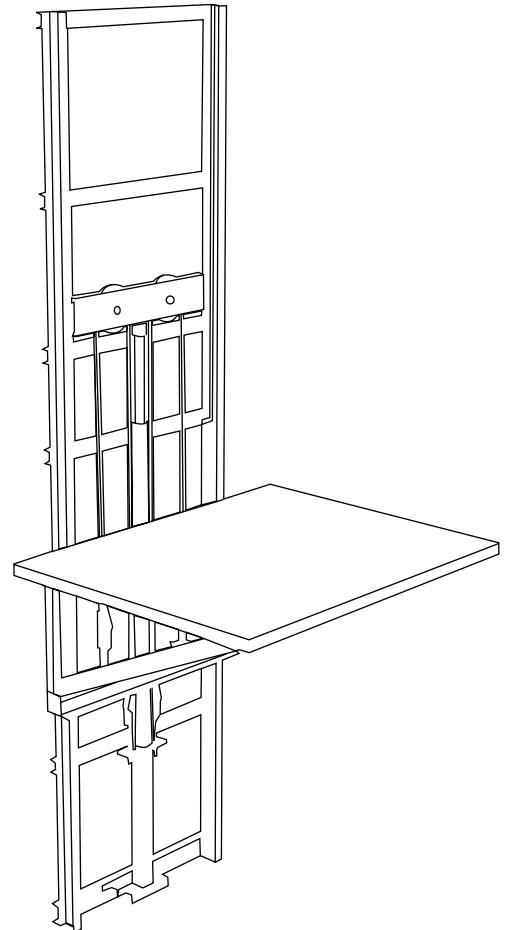
 150 - 3000 kg

 At 180°, 90° and 0°

 Maximum travel 12 m


 Hydraulic

 Speed 0,1 - 0,2 m/s



Basic configuration

- Platform with "Gray Hammer Effect" finish.
- Anti-slip steel floor.
- Semi-pre-assembled electric operation of 24V for 2 stops through electric board, or with programmable automation for three or more stops or with special options (levelling, shutter doors etc.)
- Landing station with emergency stop.
- Slack rope system with electrical safety contact.
- Over travel safety switch.
- High pressure safety valve.
- Rupture valve.
- Travel time control.
- Safe Guard protection on the guide sides.
- Door security system by means of an electric lock (recommended) or retiring cam.
- Re-levelling system.



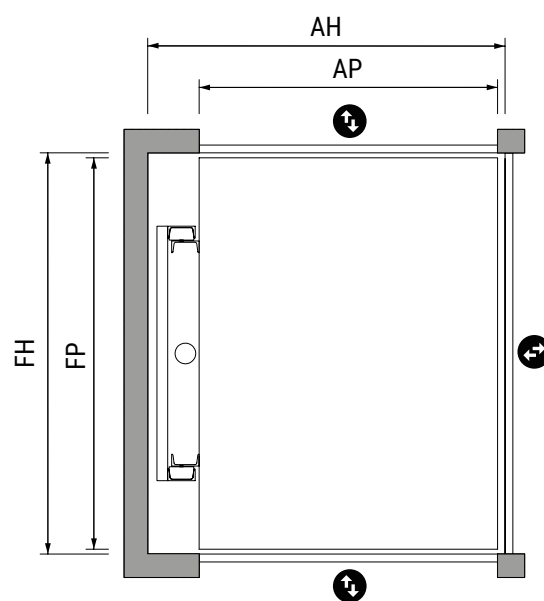
Goods lift PRH

Layouts and drawing












Perspective



Plan view



AH	Pit width
AP	Platform width
FH	Pit depth
FP	Platform depth

REFERENCE	Characteristics		Width		Depth		Shaft		Pit		
	Q Kg	V m/s	AM mm	AX mm	FM mm	FX mm	AH mm	FH mm	PRH-1 mm	PRH-1(2) mm	PRH-1-I mm
											
PRH-1	150	0,1 / 0,2	500	900	550	1200	AP+150	FP+50	100	-	750
	300	0,1 / 0,2	600	1300	750	1500	AP+180	FP+50	210	-	750
	400	0,1 / 0,2	600	1300	750	1500	AP+180	FP+50	210	-	750
	500	0,1 / 0,2	600	1300	950	2000	AP+180	FP+50	210	450	900
	750	0,1 / 0,2	800	1500	950	2500	AP+210	FP+50	210	550	1000
	1000	0,1 / 0,2	800	2000	1150	2700	AP+230	FP+50	250*	550	1000
	1500	0,1 / 0,2	800	2000	1150	3000	AP+260	FP+50	270*	650	1250
	2000	0,1 / 0,2	1000	2000	1650	3500	AP+260	FP+50	280*	650	1500
	3000	0,1 / 0,2	1000	2000	1650	3200	AP+280	FP+50	-	650	1500
	Q Loading capacity V Speed		AM Width minimum AX Width maximum		FM Depth minimum FX Depth maximum		AH Pit width FH Pit depth		PRH-1 Simple ram PRH-1(2) Simple ram PRH-1-I Simple ram		

*Consult according to measurements.
 -Standard dimensions.
 -Doors with electric locks supplied by the customer.
 -Goods only.
 -If the pit dimensions of your goods lift do not correspond to that of the standard measurements, consult our sales team.

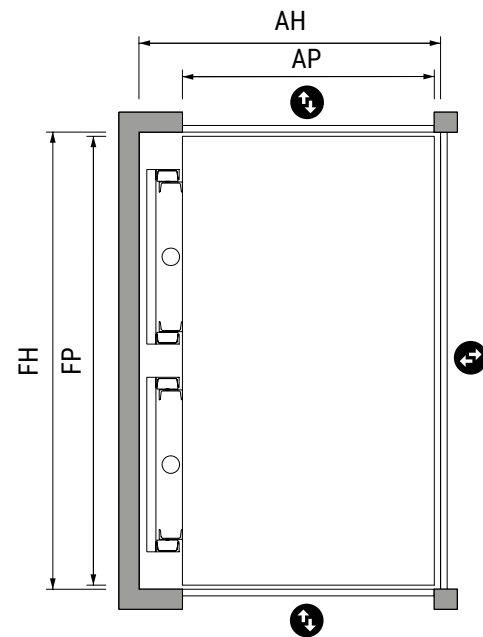
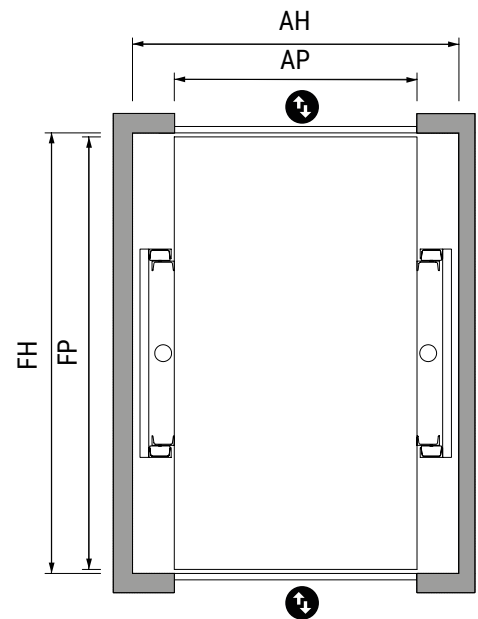
Goods lift PRH

Layouts and drawing











Perspective



Plan view



AH	Pit width
AP	Platform width
FH	Pit depth
FP	Platform depth

REFERENCE	Characteristics		Dimensions		Shaft		Pit			
	Q Kg	V m/s	AP mm	FP mm	AH mm	FH mm	PRH-2 mm	PRH-2-I mm	PRH-2-1 mm	PRH-2-1-I mm
										
PRH-2	1500	0,1 / 0,2	2000	3000	2360	3050	550	1600	-	-
	2000	0,1 / 0,2	2500	5000	2920	5050	550	1600	-	-
	3000	0,1 / 0,2	2500	5000	2960	5050	600	1800	-	-
	4000	0,1 / 0,2	2500	5000	3020	5050	650	2300	-	-
	5000	0,1 / 0,2	2500	5000	3060	5050	650	2300	-	-
PRH-2 1	2000	0,1 / 0,2	2500	5000	2780	5050	-	-	1300	1300
	3000	0,1 / 0,2	2500	5000	2800	5050	-	-	2000	2000
	Q Loading capacity V Speed		AP Platform width FP Platform depth		AH Pit width FH Pit depth		PRH-2 Opposing twin rams PRH-2-I Opposing twin rams PRH-2-1 Twin rams in a line PRH-2-1-I Twin rams in a line			

-Standard dimensions.
 -Doors with electric locks supplied by the customer.
 -Goods only.
 -If the pit dimensions of your goods lift do not correspond to that of the standard measurements, consult our sales team.